

**Warmińsko-Mazurski  
Ośrodek Doradztwa Rolniczego  
w Olsztynie**

**PLONY GŁÓWNYCH PŁODÓW ROLNYCH  
zbiory w roku 2013**

1. **Zestawienie zbiorcze plonowania upraw z 19 powiatów woj. warmińsko-mazurskiego;**  
– średnie plony w układzie poszczególnymi uprawami, w powiatach i województwie.
2. **Zestawienia powiatowe** powierzchni i plonowania upraw, w układzie – uprawa, w poszczególnych gminach i razem w powiecie.
3. **Zestawienia graficzne** plonowania poszczególnych upraw, w układzie powiatami i średnia wojewódzka.

na podstawie informacji z PZDR  
sporządził:  
Kazimierz Szozda  
W-MODR Olsztyn Oddział w Olecku

**Olecko - styczeń 2014**

**PLONY głównych płodów rolnych w 2013 roku \*/**

**zestawienie z 19 powiatów woj. Warmińsko-Mazurskiego**

- szacunki doradców terenowych na podstawie wywiadu z rolnikami

**cz.1.**

| Uprawa          | Powiat / plon w dt/ha |          |           |        |      |         |        |       |         |          |         |         |             |        |         |         |      |          |           | Średni plon wojewódzki (dt/ha) |
|-----------------|-----------------------|----------|-----------|--------|------|---------|--------|-------|---------|----------|---------|---------|-------------|--------|---------|---------|------|----------|-----------|--------------------------------|
|                 | Bartoszyce            | Braniewo | Działdowo | Elbląg | Elk  | Giżycko | Gołdap | Iława | Kętrzyn | Lidzbark | Mragowo | Nidzica | Nowe M.Lub. | Olecko | Olsztyn | Ostróda | Pisz | Szczytno | Węgorzewo |                                |
| Żyto razem      | 32,9                  | 33,8     | 33,3      | 36,7   | 32,6 | 38,5    | 25,9   | 37,0  | 37,2    | 30,3     | 29,8    | 33,9    | 38,1        | 33,6   | 33,4    | 31,3    | 28,1 | 27,8     | 37,0      | <b>33,6</b>                    |
| Pszenica ozima  | 52,0                  | 45,6     | 44,9      | 50,2   | 42,1 | 44,6    | 36,9   | 48,0  | 50,4    | 44,0     | 34,3    | 43,9    | 55,4        | 43,9   | 43,5    | 43,5    | 34,4 | 34,9     | 39,0      | <b>47,1</b>                    |
| Pszenica jara   | 41,2                  | 35,4     | 40,0      | 41,3   | 38,1 | 38,9    | 32,1   | 44,7  | 46,4    | 34,6     | 31,3    | 38,1    | 44,8        | 39,5   | 36,4    | 40,2    | 41,9 | 30,9     | 37,0      | <b>39,6</b>                    |
| Pszenica razem  | 51,3                  | 44,3     | 43,5      | 49,5   | 41,6 | 43,3    | 35,5   | 47,5  | 49,9    | 42,5     | 34,0    | 42,4    | 54,0        | 42,9   | 42,5    | 43,1    | 36,7 | 33,1     | 38,6      | <b>46,1</b>                    |
| Pszennyto ozime | 42,8                  | 41,5     | 40,3      | 42,6   | 39,9 | 39,8    | 29,5   | 48,9  | 43,2    | 36,8     | 32,1    | 42,9    | 49,8        | 41,7   | 41,0    | 43,1    | 34,7 | 30,4     | 40,0      | <b>42,3</b>                    |
| Pszennyto jare  | 52,0                  | 37,1     | 35,7      | -      | 31,6 | 38,1    | 24,8   | 38,8  | 29,4    | 33,0     | 30,5    | 31,9    | 37,1        | 37,6   | 34,8    | 40,6    | 41,1 | 30,5     | 37,0      | <b>36,4</b>                    |
| Pszennyto razem | 43,1                  | 41,1     | 39,5      | 42,6   | 39,7 | 39,7    | 29,4   | 48,6  | 41,8    | 36,4     | 32,0    | 41,5    | 49,7        | 41,5   | 39,7    | 42,8    | 37,2 | 30,4     | 40,0      | <b>41,8</b>                    |
| Jęczmień ozimy  | 35,9                  | 36,8     | 33,1      | 36,4   | 42,8 | 37,7    | 32,0   | 44,4  | 40,2    | 40,0     | 31,5    | 31,7    | 41,2        | 34,0   | 38,2    | 41,1    | 35,0 | 28,2     | 36,0      | <b>37,6</b>                    |
| Jęczmień jary   | 33,5                  | 34,9     | 32,1      | 33,5   | 38,2 | 39,4    | 29,6   | 44,1  | 35,5    | 37,3     | 29,3    | 29,2    | 44,0        | 36,3   | 33,7    | 34,3    | 37,8 | 27,5     | 38,0      | <b>36,2</b>                    |
| Jęczmień razem  | 34,4                  | 35,0     | 32,2      | 33,9   | 39,7 | 39,3    | 29,9   | 44,1  | 35,8    | 37,9     | 30,2    | 29,7    | 43,8        | 36,0   | 34,9    | 36,8    | 37,4 | 27,6     | 37,9      | <b>36,5</b>                    |
| Owies           | 33,0                  | 35,9     | 30,0      | 30,7   | 31,1 | 26,6    | 27,4   | 35,6  | 32,6    | 30,0     | 27,8    | 30,6    | 41,4        | 36,5   | 33,5    | 29,9    | 29,4 | 26,3     | 34,0      | <b>32,0</b>                    |
| Miesz. zbożowe  | 38,0                  | 34,7     | 34,5      | 31,1   | 35,9 | 32,3    | 28,4   | 43,6  | 32,6    | 34,0     | 29,7    | 30,4    | 41,0        | 37,0   | 34,4    | 32,6    | 37,2 | 29,1     | 39,0      | <b>36,0</b>                    |

|             |               |            |
|-------------|---------------|------------|
| Zboża razem | powierzchnia  | 431 570 ha |
|             | plon śr. woj. | 41,2 dt/ha |

opracowanie zbiorcze:  
Kazimierz Szozda W-MODR Olsztyn Oddział w Olecku

\*/ Informacja do użytku wewnętrznego W-MODR w Olsztynie

**PLONY głównych płodów rolnych w 2013 roku \*/**

**zestawienie z 19 powiatów woj. Warmińsko-Mazurskiego**

- szacunki doradców terenowych na podstawie wywiadu z rolnikami

**cz.2.**

| Uprawa              | Powiat / plon w dt/ha |          |           |        |      |         |        |       |         |          |         |         |             |        |         |         |      |          |           | Średni plon wojewódzki (dt/ha) |
|---------------------|-----------------------|----------|-----------|--------|------|---------|--------|-------|---------|----------|---------|---------|-------------|--------|---------|---------|------|----------|-----------|--------------------------------|
|                     | Bartoszyce            | Braniewo | Działdowo | Elbląg | Elk  | Giżycko | Gołdap | Iława | Kętrzyn | Lidzbark | Mragowo | Nidzica | Nowe M.Lub. | Olecko | Olsztyn | Ostróda | Pisz | Szczytno | Węgorzewo |                                |
| Kukurydza ziarno    | 75,4                  | 46,7     | 69,1      | 48,0   | 75,0 | 46,6    | 50,4   | 85,0  | 41,9    | 65,0     | 74,5    | 33,8    | 72,1        | 55,3   | 66,9    | 66,6    | -    | -        | 53,0      | <b>60,4</b>                    |
| Rzepak ozimy        | 32,4                  | 32,0     | 32,8      | 31,9   | 33,7 | 31,3    | 29,5   | 37,2  | 31,3    | 34,0     | 30,6    | 30,9    | 39,1        | 30,6   | 30,7    | 29,7    | 31,0 | 28,0     | 33,0      | <b>32,6</b>                    |
| Rzepak jary         | 20,8                  | 21,0     | 24,7      | 21,9   | 25,2 | 20,8    | 20,0   | 23,3  | 22,6    | 20,2     | 22,2    | 22,0    | 27,4        | 21,7   | 20,8    | 23,4    | 30,0 | 22,0     | 23,0      | <b>22,5</b>                    |
| Rzepak razem        | 32,2                  | 30,7     | 31,5      | 31,6   | 33,4 | 30,8    | 29,0   | 36,9  | 30,6    | 33,2     | 29,2    | 30,6    | 38,8        | 30,3   | 29,8    | 29,3    | 30,4 | 27,6     | 30,6      | <b>31,8</b>                    |
| Ziemniaki           | 174                   | 207      | 195       | 224    | 194  | 262     | 169    | 230   | 178     | 201      | 166     | 256     | 266         | 260    | 189     | 208     | 195  | 173      | 220       | <b>211</b>                     |
| Buraki pastewne     | -                     | -        | 400       | 494    | -    | -       | 350    | 652   | 665     | 570      | -       | -       | 603         | 600    | 560     | -       | -    | -        | -         | <b>595</b>                     |
| Buraki cukrowe      | 510                   | -        | -         | 481    | -    | -       | -      | 426   | 418     | -        | -       | -       | 509         | 360    | -       | 500     | -    | -        | 520       | <b>468</b>                     |
| Kukurydza zielonka  | 599                   | 475      | 520       | 520    | 550  | 502     | 461    | 680   | 454     | 450      | 497     | 544     | 550         | 672    | 549     | 557     | 561  | 520      | 604       | <b>528</b>                     |
| Bobik               | 33,2                  | 23,3     | 25,0      | 25,9   | 33,7 | 20,1    | -      | 33,8  | 30,5    | 33,7     | 17,6    | -       | 36,0        | 28,0   | 26,2    | -       | -    | -        | 35,3      | <b>29,7</b>                    |
| Groch pastewny      | -                     | 39,7     | 30,0      | 25,0   | 29,8 | 31,4    | 17,4   | 35,4  | 24,0    | 22,0     | -       | 30,0    | 34,4        | 26,0   | 15,1    | -       | -    | -        | 29,0      | <b>29,6</b>                    |
| Łubiny              | -                     | 23,3     | 13,0      | 25,0   | 15,0 | 21,0    | 16,9   | 30,3  | 22,5    | 18,6     | -       | 26,2    | 25,3        | 21,6   | 17,2    | 30,0    | -    | -        | 15,8      | <b>20,2</b>                    |
| Pastwiska zielonka  | 320                   | 251      | 203       | 308    | 347  | 342     | 248    | 364   | 239     | 224      | 212     | 257     | 236         | 304    | 306     | 243     | 288  | 300      | 307       | <b>283</b>                     |
| Łąki siano          | 67                    | 51       | 36        | 62     | 66   | 53      | 47     | 67    | 54      | 50       | 45      | 50      | 62          | 58     | 58      | 35      | 64   | 55       | 64        | <b>56</b>                      |
| UZ razem (zielonka) | 325                   | 254      | 188       | 309    | 339  | 312     | 243    | 348   | 255     | 237      | 216     | 252     | 267         | 297    | 297     | 220     | 308  | 285      | 313       | <b>280</b>                     |

opracowanie zbiorcze:

Kazimierz Szozda W-MODR Olsztyn Oddział w Olecku

\*/ Informacja do użytku wewnętrznego W-MODR w Olsztynie

**Warmińsko-Mazurski  
Ośrodek Doradztwa Rolniczego  
w Olsztynie**

**PLONY GŁÓWNYCH PŁODÓW ROLNYCH  
zbiory w roku 2013**

- 1. Zestawienia powiatowe powierzchni i plonowania upraw, w układzie:**
- uprawa,
  - w poszczególnych gminach,
  - razem w powiecie.

na podstawie informacji z PZDR  
sporządził:  
Kazimierz Szozda  
W-MODR Olsztyn Oddział w Olecku

**Olecko - styczeń 2014**

- szacunki doradców PZDR na podstawie wywiadu z rolnikami

| Gmina                      | Bartoszyce    |             | Górowo Iławeckie |             | Biszynek     |             | Sępól        |             | razem Powiat  |             |
|----------------------------|---------------|-------------|------------------|-------------|--------------|-------------|--------------|-------------|---------------|-------------|
|                            | pow. ha       | dt/ha       | pow. ha          | dt/ha       | pow. ha      | dt/ha       | pow. ha      | dt/ha       | pow. ha       | dt/ha       |
| Żyto razem                 | 400           | 39,0        | 920              | 30,0        | 200          | 34,0        | 520          | 33,0        | 2 040         | 32,9        |
| Pszenica ozima             | 13 000        | 58,0        | 1 570            | 35,0        | 7 600        | 45,0        | 740          | 55,0        | 22 910        | 52,0        |
| Pszenica jara              | 1 000         | 44,0        | 80               | 30,0        | 200          | 43,0        | 360          | 35,0        | 1 640         | 41,2        |
| <b>Pszenica razem</b>      | <b>14 000</b> | <b>57,0</b> | <b>1 650</b>     | <b>34,8</b> | <b>7 800</b> | <b>44,9</b> | <b>1 100</b> | <b>48,5</b> | <b>24 550</b> | <b>51,3</b> |
| Pszennyto ozime            | 1 000         | 56,0        | 590              | 25,0        | 1 020        | 42,0        | 730          | 40,0        | 3 340         | 42,8        |
| Pszennyto jare             | 150           | 52,0        | -                | -           | -            | -           | -            | -           | 150           | 52,0        |
| <b>Pszennyto razem</b>     | <b>1 150</b>  | <b>55,5</b> | <b>590</b>       | <b>25,0</b> | <b>1 020</b> | <b>42,0</b> | <b>730</b>   | <b>40,0</b> | <b>3 490</b>  | <b>43,1</b> |
| Jęczmień ozimy             | 60            | 40,0        | 30               | 29,0        | 30           | 32,0        | 850          | 36,0        | 970           | 35,9        |
| Jęczmień jary              | 800           | 38,0        | 420              | 20,0        | 350          | 40,0        | 140          | 32,0        | 1 710         | 33,5        |
| <b>Jęczmień razem</b>      | <b>860</b>    | <b>38,1</b> | <b>450</b>       | <b>20,6</b> | <b>380</b>   | <b>39,4</b> | <b>990</b>   | <b>35,4</b> | <b>2 680</b>  | <b>34,4</b> |
| Owies                      | 200           | 35,0        | 510              | 29,0        | 200          | 36,0        | 520          | 35,0        | 1 430         | 33,0        |
| Mieszanka zbożowa          | 500           | 39,0        | 1 000            | 27,0        | 300          | 36,0        | 920          | 50,0        | 2 720         | 38,0        |
| Kukurydza ziarno           | 700           | 78,0        | -                | -           | 20           | 40,0        | 72           | 60,0        | 792           | 75,4        |
| Rzepak ozimy               | 3 600         | 35,0        | 753              | 29,0        | 1 200        | 21,0        | 1 983        | 36,0        | 7 536         | 32,4        |
| Rzepak jary                | 50            | 24,0        | 20               | 27,0        | 100          | 18,0        | -            | -           | 170           | 20,8        |
| <b>Rzepak razem</b>        | <b>3 650</b>  | <b>34,8</b> | <b>773</b>       | <b>28,9</b> | <b>1 300</b> | <b>20,8</b> | <b>1 983</b> | <b>36,0</b> | <b>7 706</b>  | <b>32,2</b> |
| Ziemniaki                  | 800           | 180         | 110              | 200         | 50           | 140         | 160          | 140         | 1 120         | 174         |
| Buraki pastewne            | -             | -           | -                | -           | -            | -           | -            | -           | -             | -           |
| Buraki cukrowe             | 500           | 550         | -                | -           | 30           | 500         | 280          | 440         | 810           | 510         |
| Kukurydza zielonka         | 250           | 700         | 200              | 500         | 60           | 500         | 390          | 600         | 900           | 599         |
| Bobik                      | 100           | 28,0        | -                | -           | 150          | 25,0        | 180          | 43,0        | 430           | 33,2        |
| Groch pastewny             | -             | -           | -                | -           | -            | -           | -            | -           | -             | -           |
| Łubiny                     | -             | -           | -                | -           | -            | -           | -            | -           | -             | -           |
| Pastwiska zielonka         | 5 742         | 280         | 6 203            | 300         | 1 336        | 400         | 2 990        | 400         | 16 271        | 320         |
| Łąki siano                 | 2 410         | 60          | 3 244            | 60          | 1 192        | 80          | 1 980        | 80          | 8 826         | 67          |
| <b>UZ razem (zielonka)</b> | <b>8 152</b>  | <b>286</b>  | <b>9 447</b>     | <b>300</b>  | <b>2 528</b> | <b>400</b>  | <b>4 970</b> | <b>400</b>  | <b>25 097</b> | <b>325</b>  |

|             |              |            |
|-------------|--------------|------------|
| Zboża razem | powierzchnia | 36 910 ha  |
|             | średni plon  | 46,6 dt/ha |

sporządził: Wojciech Zabłocki  
 data: 09.12.2013  
 Kierownik PZDR: Wojciech Zabłocki

wg wzorca: ksz

\*/ Informacja do użytku wewnętrznego W-MODR w Olsztynie

- szacunki doradców PZDR na podstawie wywiadu z rolnikami

| Gmina                      | Braniewo     |             | Frombork     |             | Lelkowo      |             | Pieniężno    |             |
|----------------------------|--------------|-------------|--------------|-------------|--------------|-------------|--------------|-------------|
|                            | pow. ha      | dt/ha       | pow. ha      | dt/ha       | pow. ha      | dt/ha       | pow. ha      | dt/ha       |
| Żyto razem                 | 220          | 40,0        | 56           | 34,5        | 491          | 28,2        | 620          | 35,0        |
| Pszenica ozima             | 2 500        | 47,0        | 920          | 45,2        | 1 710        | 38,9        | 1 730        | 42,0        |
| Pszenica jara              | 260          | 40,0        | 136          | 37,5        | 150          | 37,0        | 350          | 37,0        |
| <b>Pszenica razem</b>      | <b>2 760</b> | <b>46,3</b> | <b>1 056</b> | <b>44,2</b> | <b>1 860</b> | <b>38,7</b> | <b>2 080</b> | <b>41,2</b> |
| Pszennyto ozime            | 390          | 42,0        | 87           | 43,0        | 350          | 35,0        | 490          | 40,0        |
| Pszennyto jare             | 80           | 40,0        | 10           | 40,0        | 20           | 35,0        | 80           | 35,0        |
| <b>Pszennyto razem</b>     | <b>470</b>   | <b>41,7</b> | <b>97</b>    | <b>42,7</b> | <b>370</b>   | <b>35,0</b> | <b>570</b>   | <b>39,3</b> |
| Jęczmień ozimy             | 34           | 40,0        | -            | -           | -            | -           | 54           | 36,0        |
| Jęczmień jary              | 424          | 37,0        | 36           | 37,5        | 63           | 29,0        | 549          | 38,0        |
| <b>Jęczmień razem</b>      | <b>458</b>   | <b>37,2</b> | <b>36</b>    | <b>37,5</b> | <b>63</b>    | <b>29,0</b> | <b>603</b>   | <b>37,8</b> |
| Owies                      | 550          | 39,0        | 230          | 36,5        | 545          | 27,0        | 900          | 35,0        |
| Mieszanka zbożowa          | 244          | 39,0        | 260          | 37,3        | 390          | 28,0        | 610          | 36,0        |
| Kukurydza ziarno           | 40           | 50,0        | -            | -           | -            | -           | -            | -           |
| Rzepak ozimy               | 1 319        | 36,0        | 250          | 22,9        | 550          | 19,5        | 1 080        | 35,0        |
| Rzepak jary                | 213          | 25,0        | 30           | -           | 20           | -           | 194          | 20,0        |
| <b>Rzepak razem</b>        | <b>1 532</b> | <b>34,5</b> | <b>280</b>   | <b>20,4</b> | <b>570</b>   | <b>18,8</b> | <b>1 274</b> | <b>32,7</b> |
| Ziemniaki                  | 200          | 220         | 75           | 210         | 110          | 170         | 150          | 220         |
| Buraki pastewne            | -            | -           | -            | -           | -            | -           | -            | -           |
| Buraki cukrowe             | -            | -           | -            | -           | -            | -           | -            | -           |
| Kukurydza zielonka         | 300          | 500         | 10           | 459         | 36           | 420         | 230          | 470         |
| Bobik                      | 20           | 28,0        | 25           | 22,0        | -            | -           | 30           | 29,0        |
| Groch pastewny             | 20           | 35,0        | -            | -           | -            | -           | 40           | 42,0        |
| Łubiny                     | 10           | 24,0        | 25           | 23,0        | -            | -           | 25           | 21,0        |
| Pastwiska zielonka         | 1 760        | 270         | 230          | 250         | 855          | 220         | 1 680        | 240         |
| Łąki siano                 | 2 115        | 53          | 145          | 50          | 1 585        | 48          | 1 750        | 50          |
| <b>UZ razem (zielonka)</b> | <b>3 875</b> | <b>267</b>  | <b>375</b>   | <b>250</b>  | <b>2 440</b> | <b>233</b>  | <b>3 430</b> | <b>245</b>  |

|             |              |       |
|-------------|--------------|-------|
| Zboża razem | powierzchnia | ha    |
|             | średni plon  | dt/ha |

sporządził: Teresa Fryga

data: 18.12.2013

Kierownik PZDR: Barbara Kocięda

wg wzorca: ksz

\*/ Informacja do użytku wewnętrznego W-MODR w Olsztynie

- szacunki doradców PZDR na podstawie wywiadu z rolnikami

| Gmina                      | Płoskinia     |              | Wilczęta    |              |             |         | razem Powiat |               |             |
|----------------------------|---------------|--------------|-------------|--------------|-------------|---------|--------------|---------------|-------------|
|                            | Uprawa / j.m. | pow. ha      | dt/ha       | pow. ha      | dt/ha       | pow. ha | dt/ha        | pow. ha       | dt/ha       |
| Żyto razem                 |               | 614          | 35,0        | 56           | 31,0        |         |              | 2 057         | 33,8        |
| Pszenica ozima             |               | 2 324        | 47,0        | 1 830        | 52,0        |         |              | 11 014        | 45,6        |
| Pszenica jara              |               | 210          | 38,0        | 510          | 30,0        |         |              | 1 616         | 35,4        |
| <b>Pszenica razem</b>      |               | <b>2 534</b> | <b>46,3</b> | <b>2 340</b> | <b>47,2</b> |         |              | <b>12 630</b> | <b>44,3</b> |
| Pszennyto ozime            |               | 550          | 41,0        | 470          | 48,0        |         |              | 2 337         | 41,5        |
| Pszennyto jare             |               | 42           | 35,0        | 10           | 40,0        |         |              | 242           | 37,1        |
| <b>Pszennyto razem</b>     |               | <b>592</b>   | <b>40,6</b> | <b>480</b>   | <b>47,8</b> |         |              | <b>2 579</b>  | <b>41,1</b> |
| Jęczmień ozimy             |               | -            | -           | 24           | 34,0        |         |              | 112           | 36,8        |
| Jęczmień jary              |               | 274          | 35,0        | 394          | 29,0        |         |              | 1 740         | 34,9        |
| <b>Jęczmień razem</b>      |               | <b>274</b>   | <b>35,0</b> | <b>418</b>   | <b>29,3</b> |         |              | <b>1 852</b>  | <b>35,0</b> |
| Owies                      |               | 700          | 35,0        | 530          | 44,0        |         |              | 3 455         | 35,9        |
| Mieszanka zbożowa          |               | 180          | 35,0        | 350          | 35,0        |         |              | 2 034         | 34,7        |
| Kukurydza ziarno           |               | 15           | 38,0        | -            | -           |         |              | 55            | 46,7        |
| Rzepak ozimy               |               | 1 100        | 32,0        | 420          | 33,0        |         |              | 4 719         | 32,0        |
| Rzepak jary                |               | 75           | 22,0        | 75           | 25,0        |         |              | 607           | 21,0        |
| <b>Rzepak razem</b>        |               | <b>1 175</b> | <b>31,4</b> | <b>495</b>   | <b>31,8</b> |         |              | <b>5 326</b>  | <b>30,7</b> |
| Ziemniaki                  |               | 30           | 220         | 115          | 196         |         |              | 680           | 207         |
| Buraki pastewne            |               | -            | -           | -            | -           |         |              | -             | -           |
| Buraki cukrowe             |               | -            | -           | -            | -           |         |              | -             | -           |
| Kukurydza zielonka         |               | 80           | 500         | 410          | 460         |         |              | 1 066         | 475         |
| Bobik                      |               | 70           | 20,0        | -            | -           |         |              | 145           | 23,3        |
| Groch pastewny             |               | -            | -           | -            | -           |         |              | 60            | 39,7        |
| Łubiny                     |               | 12           | 26,0        | 15           | 25,0        |         |              | 87            | 23,3        |
| Pastwiska zielonka         |               | 1 447        | 250         | 1 715        | 260         |         |              | 7 687         | 251         |
| Łąki siano                 |               | 1 078        | 52          | 1 060        | 55          |         |              | 7 733         | 51          |
| <b>UZ razem (zielonka)</b> |               | <b>2 525</b> | <b>254</b>  | <b>2 775</b> | <b>266</b>  |         |              | <b>15 420</b> | <b>254</b>  |

|             |              |            |
|-------------|--------------|------------|
| Zboża razem | powierzchnia | 24 607 ha  |
|             | średni plon  | 40,4 dt/ha |

sporządził: Teresa Fryga

data: 18.12.2013

Kierownik PZDR: Barbara Kocięda

wg wzorca: ksz

\*/ Informacja do użytku wewnętrznego W-MODR w Olsztynie

- szacunki doradców PZDR na podstawie wywiadu z rolnikami

| Gmina   | Lidzbark     |             | Płońska      |             | Rybno        |             | Iłowo-Osada |             |
|---|--------------|-------------|--------------|-------------|--------------|-------------|-------------|-------------|
| Uprawa / j.m.                                       | pow. ha      | dt/ha       | pow. ha      | dt/ha       | pow. ha      | dt/ha       | pow. ha     | dt/ha       |
| <b>PLONY głównych płodów rolnych w 2013 roku */</b> |              |             |              |             |              |             |             |             |
| Żyto razem  | 1 489        | 30,0        | 2 068        | 35,0        | 376          | 30,0        | 315         | 32,0        |
| Pszenica ozima                                      | 19           | 45,0        | 16           | 45,0        | 58           | 43,0        | 290         | 45,0        |
| Pszenica jara                                       | 47           | 40,0        | -            | -           | 61           | 40,0        | 73          | 40,0        |
| <b>Pszenica razem</b>                               | <b>66</b>    | <b>41,4</b> | <b>16</b>    | <b>45,0</b> | <b>119</b>   | <b>41,5</b> | <b>363</b>  | <b>44,0</b> |
| Pszczytło ozime                                     | 982          | 40,0        | 795          | 42,0        | 719          | 40,0        | 802         | 40,0        |
| Pszczytło jare                                      | 217          | 35,0        | 176          | 38,0        | 159          | 35,0        | 176         | 36,0        |
| <b>Pszczytło razem</b>                              | <b>1 199</b> | <b>39,1</b> | <b>971</b>   | <b>41,3</b> | <b>878</b>   | <b>39,1</b> | <b>978</b>  | <b>39,3</b> |
| Jęczmień ozimy                                      | 47           | 33,0        | 53           | 34,0        | 61           | 33,0        | 44          | 33,0        |
| Jęczmień jary                                       | 710          | 32,0        | 431          | 33,0        | 265          | 32,0        | 281         | 31,0        |
| <b>Jęczmień razem</b>                               | <b>757</b>   | <b>32,1</b> | <b>484</b>   | <b>33,1</b> | <b>326</b>   | <b>32,2</b> | <b>325</b>  | <b>31,3</b> |
| Owies   | 109          | 30,0        | 288          | 30,0        | 51           | 30,0        | 171         | 30,0        |
| Mieszanka zbożowa                                   | 1 501        | 30,0        | 1 544        | 35,0        | 1 554        | 32,0        | 301         | 35,0        |
| Kukurydza ziarno                                    | 504          | 70,0        | 255          | 70,0        | 481          | 65,0        | 917         | 70,0        |
| Rzepak ozimy  | 103          | 30,0        | -            | -           | 163          | 30,0        | 548         | 31,0        |
| Rzepak jary   | 28           | 23,0        | -            | -           | 104          | 23,0        | -           | -           |
| <b>Rzepak razem</b>                                 | <b>131</b>   | <b>28,5</b> | <b>-</b>     | <b>-</b>    | <b>267</b>   | <b>27,3</b> | <b>548</b>  | <b>31,0</b> |
| Ziemniaki   | 100          | 185         | 229          | 200         | 170          | 185         | 70          | 190         |
| Buraki pastewne                                     | 4            | 400         | 4            | 400         | 3            | 400         | 2           | 400         |
| Buraki cukrowe                                      | -            | -           | -            | -           | -            | -           | -           | -           |
| Kukurydza zielonka                                  | 480          | 450         | 124          | 550         | 318          | 450         | 140         | 500         |
| Bobik   | 2            | 25,0        | -            | -           | 1            | 25,0        | 1           | 25,0        |
| Groch pastewny                                      | 16           | 30,0        | 19           | 30,0        | 17           | 30,0        | 5           | 30,0        |
| Łubiny  | 48           | 13,0        | 34           | 13,0        | 46           | 13,0        | 30          | 13,0        |
| Pastwiska zielonka                                  | 691          | 190         | 845          | 210         | 404          | 190         | 392         | 200         |
| Łąki siano  | 1 092        | 32          | 1 840        | 38          | 1 205        | 32          | 505         | 36          |
| <b>UZ razem (zielonka)</b>                          | <b>1 783</b> | <b>172</b>  | <b>2 685</b> | <b>196</b>  | <b>1 609</b> | <b>168</b>  | <b>897</b>  | <b>189</b>  |

|             |              |       |
|-------------|--------------|-------|
| Zboża razem | powierzchnia | ha    |
|             | średni plon  | dt/ha |

sporządził: Magdalena Galińska

data: 10.12.2013

Kierownik PZDR: Renata Skibicka

wg wzorca: ksz

\*/ Informacja do użytku wewnętrznego W-MODR w Olsztynie



- szacunki doradców PZDR na podstawie wywiadu z rolnikami

| Gmina                      | Działdowo     |             |       |         |       |         | razem Powiat  |             |
|----------------------------|---------------|-------------|-------|---------|-------|---------|---------------|-------------|
|                            | Uprawa / j.m. | pow. ha     | dt/ha | pow. ha | dt/ha | pow. ha | dt/ha         | pow. ha     |
| Żyto razem                 | 1 621         | 35,0        |       |         |       |         | 5 869         | 33,3        |
| Pszenica ozima             | 1 217         | 45,0        |       |         |       |         | 1 600         | 44,9        |
| Pszenica jara              | 476           | 40,0        |       |         |       |         | 657           | 40,0        |
| <b>Pszenica razem</b>      | <b>1 693</b>  | <b>43,6</b> |       |         |       |         | <b>2 257</b>  | <b>43,5</b> |
| Pszennyto ozime            | 1 578         | 40,0        |       |         |       |         | 4 876         | 40,3        |
| Pszennyto jare             | 348           | 35,0        |       |         |       |         | 1 076         | 35,7        |
| <b>Pszennyto razem</b>     | <b>1 926</b>  | <b>39,1</b> |       |         |       |         | <b>5 952</b>  | <b>39,5</b> |
| Jęczmień ozimy             | 167           | 33,0        |       |         |       |         | 372           | 33,1        |
| Jęczmień jary              | 993           | 32,0        |       |         |       |         | 2 680         | 32,1        |
| <b>Jęczmień razem</b>      | <b>1 160</b>  | <b>32,1</b> |       |         |       |         | <b>3 052</b>  | <b>32,2</b> |
| Owies                      | 346           | 30,0        |       |         |       |         | 965           | 30,0        |
| Mieszanka zbożowa          | 2 126         | 39,0        |       |         |       |         | 7 026         | 34,5        |
| Kukurydza ziarno           | 377           | 70,0        |       |         |       |         | 2 534         | 69,1        |
| Rzepak ozimy               | 792           | 35,0        |       |         |       |         | 1 606         | 32,8        |
| Rzepak jary                | 169           | 26,0        |       |         |       |         | 301           | 24,7        |
| <b>Rzepak razem</b>        | <b>961</b>    | <b>33,4</b> |       |         |       |         | <b>1 908</b>  | <b>31,5</b> |
| Ziemniaki                  | 360           | 200         |       |         |       |         | 929           | 195         |
| Buraki pastewne            | 4             | 400         |       |         |       |         | 17            | 400         |
| Buraki cukrowe             | -             | -           |       |         |       |         | -             | -           |
| Kukurydza zielonka         | 698           | 600         |       |         |       |         | 1 760         | 520         |
| Bobik                      | 3             | 25,0        |       |         |       |         | 7             | 25,0        |
| Groch pastewny             | 25            | 30,0        |       |         |       |         | 82            | 30,0        |
| Łubiny                     | 57            | 13,0        |       |         |       |         | 215           | 13,0        |
| Pastwiska zielonka         | 1 284         | 210         |       |         |       |         | 3 616         | 203         |
| Łąki siano                 | 3 143         | 38          |       |         |       |         | 7 785         | 36          |
| <b>UZ razem (zielonka)</b> | <b>4 427</b>  | <b>196</b>  |       |         |       |         | <b>11 401</b> | <b>188</b>  |

|             |              |            |
|-------------|--------------|------------|
| Zboża razem | powierzchnia | 25 120 ha  |
|             | średni plon  | 35,7 dt/ha |

sporządził: Magdalena Galińska

data: 10.12.2013

Kierownik PZDR: Renata Skibicka

wg wzorca: ksz

\*/ Informacja do użytku wewnętrznego W-MODR w Olsztynie

PLONY głównych płodów rolnych w 2013 roku \*/

powiat Elbląg

- szacunki doradców PZDR na podstawie wywiadu z rolnikami

| Gmina   | Elbląg        |             | Godkowo      |             | Gronowo      |             | Markusy      |             | Milejewo     |             |       |
|---|---------------|-------------|--------------|-------------|--------------|-------------|--------------|-------------|--------------|-------------|-------|
|   | Uprawa / j.m. | pow. ha     | dt/ha        | pow. ha     | dt/ha        | pow. ha     | dt/ha        | pow. ha     | dt/ha        | pow. ha     | dt/ha |
| <b>PLONY głównych płodów rolnych w 2013 roku */</b> |               |             |              |             |              |             |              |             |              |             |       |
| Żyto razem  | 43            | 32,0        | 500          | 32,0        | -            | -           | 15           | 38,0        | 26           | 30,0        |       |
| Pszenica ozima                                      | 3 080         | 56,0        | 3 600        | 50,0        | 2 125        | 55,0        | 1 775        | 54,0        | 80           | 36,0        |       |
| Pszenica jara                                       | 310           | 43,0        | 40           | 43,0        | -            | -           | 380          | 48,0        | 30           | 30,0        |       |
| <b>Pszenica razem</b>                               | <b>3 390</b>  | <b>54,8</b> | <b>3 640</b> | <b>49,9</b> | <b>2 125</b> | <b>55,0</b> | <b>2 155</b> | <b>52,9</b> | <b>110</b>   | <b>34,4</b> |       |
| Pszennyto ozime                                     | 605           | 50,0        | 500          | 40,0        | 85           | 53,0        | 186          | 50,0        | 200          | 38,0        |       |
| Pszennyto jare                                      | -             | -           | -            | -           | -            | -           | -            | -           | -            | -           |       |
| <b>Pszennyto razem</b>                              | <b>605</b>    | <b>50,0</b> | <b>500</b>   | <b>40,0</b> | <b>85</b>    | <b>53,0</b> | <b>186</b>   | <b>50,0</b> | <b>200</b>   | <b>38,0</b> |       |
| Jęczmień ozimy                                      | 7             | 35,0        | 20           | 32,0        | -            | -           | 100          | 40,0        | 75           | 34,0        |       |
| Jęczmień jary                                       | 281           | 37,0        | 250          | 30,0        | 75           | 35,0        | 218          | 30,0        | 66           | 35,0        |       |
| <b>Jęczmień razem</b>                               | <b>288</b>    | <b>37,0</b> | <b>270</b>   | <b>30,1</b> | <b>75</b>    | <b>35,0</b> | <b>318</b>   | <b>33,1</b> | <b>141</b>   | <b>34,5</b> |       |
| Owies   | 66            | 32,0        | 400          | 35,0        | 35           | 36,0        | 5            | 32,0        | 220          | 28,0        |       |
| Mieszanka zbożowa                                   | 255           | 35,0        | 417          | 30,0        | 50           | 36,0        | 230          | 35,0        | 212          | 30,0        |       |
| Kukurydza ziarno                                    | -             | -           | -            | -           | -            | -           | -            | -           | -            | -           |       |
| Rzepak ozimy  | 620           | 30,0        | 900          | 28,0        | 470          | 36,0        | 210          | 32,0        | 60           | 25,0        |       |
| Rzepak jary   | -             | -           | -            | -           | -            | -           | -            | -           | -            | -           |       |
| <b>Rzepak razem</b>                                 | <b>620</b>    | <b>30,0</b> | <b>900</b>   | <b>28,0</b> | <b>470</b>   | <b>36,0</b> | <b>210</b>   | <b>32,0</b> | <b>60</b>    | <b>25,0</b> |       |
| Ziemniaki   | 178           | 220         | 104          | 240         | 55           | 180         | 94           | 195         | 50           | 130         |       |
| Buraki pastewne                                     | 6             | 590         | -            | -           | -            | -           | 89           | 550         | -            | -           |       |
| Buraki cukrowe                                      | 400           | 470         | -            | -           | 170          | 530         | 15           | 500         | -            | -           |       |
| Kukurydza zielonka                                  | 85            | 485         | 450          | 550         | 85           | 550         | 120          | 520         | 83           | 480         |       |
| Bobik   | 33            | 19,0        | -            | -           | 40           | 30,0        | 30           | 26,0        | 12           | 18,0        |       |
| Groch pastewny                                      | -             | -           | -            | -           | -            | -           | -            | -           | -            | -           |       |
| Łubiny  | -             | -           | -            | -           | -            | -           | -            | -           | -            | -           |       |
| Pastwiska zielonka                                  | 560           | 330         | 1 556        | 320         | 389          | 320         | 699          | 320         | 495          | 280         |       |
| Łąki siano  | 1 400         | 66          | 1 416        | 65          | 682          | 65          | 1 870        | 65          | 1 304        | 60          |       |
| <b>UZ razem (zielonka)</b>                          | <b>1 960</b>  | <b>330</b>  | <b>2 972</b> | <b>322</b>  | <b>1 071</b> | <b>323</b>  | <b>2 569</b> | <b>324</b>  | <b>1 799</b> | <b>294</b>  |       |

|             |              |       |
|-------------|--------------|-------|
| Zboża razem | powierzchnia | ha    |
|             | średni plon  | dt/ha |

sporządził: Krystyna Luchowska  
 data: 09.12.2013  
 Kierownik PZDR: Krystyna Luchowska

wg wzorca: ksz

\*/ Informacja do użytku wewnętrznego W-MODR w Olsztynie

PLONY głównych płodów rolnych w 2013 roku \*/

powiat Elbląg

- szacunki doradców PZDR na podstawie wywiadu z rolnikami

| Gmina                      | Młynary       |             | Pasłęk       |             | Rychliki     |             | Tolkicko   |             | razem Powiat  |             |
|----------------------------|---------------|-------------|--------------|-------------|--------------|-------------|------------|-------------|---------------|-------------|
|                            | Uprawa / j.m. | pow. ha     | dt/ha        | pow. ha     | dt/ha        | pow. ha     | dt/ha      | pow. ha     | dt/ha         | pow. ha     |
| Żyto razem                 | 175           | 29,4        | 650          | 34,0        | 4 625        | 38,0        | 70         | 30,0        | 6 104         | 36,7        |
| Pszenica ozima             | 225           | 35,6        | 3 800        | 45,0        | 2 350        | 46,0        | 32         | 30,0        | 17 067        | 50,2        |
| Pszenica jara              | 110           | 26,8        | 400          | 40,0        | 60           | 43,0        | 65         | 30,0        | 1 395         | 41,3        |
| <b>Pszenica razem</b>      | <b>335</b>    | <b>32,7</b> | <b>4 200</b> | <b>44,5</b> | <b>2 410</b> | <b>45,9</b> | <b>97</b>  | <b>30,0</b> | <b>18 462</b> | <b>49,5</b> |
| Pszennyto ozime            | 765           | 35,1        | 1 100        | 42,0        | 1 025        | 45,0        | 86         | 34,0        | 4 552         | 42,6        |
| Pszennyto jare             | -             | -           | -            | -           | -            | -           | -          | -           | -             | -           |
| <b>Pszennyto razem</b>     | <b>765</b>    | <b>35,1</b> | <b>1 100</b> | <b>42,0</b> | <b>1 025</b> | <b>45,0</b> | <b>86</b>  | <b>34,0</b> | <b>4 552</b>  | <b>42,6</b> |
| Jęczmień ozimy             | 2             | 34,3        | 77           | 35,0        | 25           | 37,0        | -          | -           | 306           | 36,4        |
| Jęczmień jary              | 140           | 28,2        | 900          | 35,0        | 95           | 35,0        | 65         | 29,0        | 2 090         | 33,5        |
| <b>Jęczmień razem</b>      | <b>142</b>    | <b>28,3</b> | <b>977</b>   | <b>35,0</b> | <b>120</b>   | <b>35,4</b> | <b>65</b>  | <b>29,0</b> | <b>2 396</b>  | <b>33,9</b> |
| Owies                      | 400           | 27,0        | 250          | 30,0        | 190          | 33,0        | 60         | 28,0        | 1 626         | 30,7        |
| Mieszanka zbożowa          | 423           | 27,3        | 350          | 32,0        | 190          | 33,0        | 160        | 28,0        | 2 287         | 31,1        |
| Kukurydza ziarno           | -             | -           | 275          | 48,0        | -            | -           | -          | -           | 275           | 48,0        |
| Rzepak ozimy               | 48            | 28,0        | 2 000        | 32,0        | 1 540        | 34,0        | 14         | 30,0        | 5 862         | 31,9        |
| Rzepak jary                | 50            | 24,0        | 100          | 20,0        | 0            | 0,0         | 15         | 28,0        | 165           | 21,9        |
| <b>Rzepak razem</b>        | <b>98</b>     | <b>26,0</b> | <b>2 100</b> | <b>31,4</b> | <b>1 540</b> | <b>34,0</b> | <b>29</b>  | <b>29,0</b> | <b>6 027</b>  | <b>31,6</b> |
| Ziemniaki                  | 270           | 260         | 200          | 220         | 125          | 230         | 90         | 220         | 1 166         | 224         |
| Buraki pastewne            | 19            | 240         | -            | -           | 10           | 420         | -          | -           | 124           | 494         |
| Buraki cukrowe             | -             | -           | -            | -           | 36           | 360         | -          | -           | 621           | 481         |
| Kukurydza zielonka         | 85            | 320         | 700          | 530         | 45           | 550         | 8          | 420         | 1 661         | 520         |
| Bobik                      | 60            | 27,0        | -            | -           | 45           | 28,0        | -          | -           | 220           | 25,9        |
| Groch pastewny             | -             | -           | -            | -           | 15           | 25,0        | -          | -           | 15            | 25,0        |
| Łubiny                     | -             | -           | -            | -           | 20           | 25,0        | -          | -           | 20            | 25,0        |
| Pastwiska zielonka         | 2 070         | 310         | 2 036        | 300         | 261          | 320         | 334        | 240         | 8 400         | 308         |
| Łąki siano                 | 1 920         | 60          | 3 226        | 60          | 385          | 65          | 524        | 46          | 12 727        | 62          |
| <b>UZ razem (zielonka)</b> | <b>3 990</b>  | <b>305</b>  | <b>5 262</b> | <b>300</b>  | <b>646</b>   | <b>323</b>  | <b>858</b> | <b>234</b>  | <b>21 127</b> | <b>309</b>  |

|             |              |            |
|-------------|--------------|------------|
| Zboża razem | powierzchnia | 35 427 ha  |
|             | średni plon  | 43,3 dt/ha |

sporządził: Krystyna Luchowska  
 data: 09.12.2013  
 Kierownik PZDR: Krystyna Luchowska

wg wzorca: ksz

\*/ Informacja do użytku wewnętrznego W-MODR w Olsztynie

- szacunki doradców PZDR na podstawie wywiadu z rolnikami

| Gmina                      | Elk          |             | Kalinowo     |             | Prostki      |             | Stare Juchy  |             | razem Powiat  |             |
|----------------------------|--------------|-------------|--------------|-------------|--------------|-------------|--------------|-------------|---------------|-------------|
|                            | pow. ha      | dt/ha       | pow. ha      | dt/ha       | pow. ha      | dt/ha       | pow. ha      | dt/ha       | pow. ha       | dt/ha       |
| Żyto razem                 | 405          | 33,0        | 361          | 32,0        | 364          | 33,0        | 173          | 32,0        | 1 303         | 32,6        |
| Pszenica ozima             | 1 560        | 42,0        | 1 967        | 43,0        | 1 470        | 42,0        | 410          | 38,0        | 5 407         | 42,1        |
| Pszenica jara              | 195          | 39,0        | 270          | 39,0        | 250          | 38,0        | 87           | 34,0        | 802           | 38,1        |
| <b>Pszenica razem</b>      | <b>1 755</b> | <b>41,7</b> | <b>2 237</b> | <b>42,5</b> | <b>1 720</b> | <b>41,4</b> | <b>497</b>   | <b>37,3</b> | <b>6 209</b>  | <b>41,6</b> |
| Pszennyto ozime            | 1 128        | 40,0        | 1 100        | 41,0        | 926          | 40,0        | 774          | 38,0        | 3 928         | 39,9        |
| Pszennyto jare             | 28           | 32,0        | 25           | 32,0        | 27           | 32,0        | 21           | 30,0        | 101           | 31,6        |
| <b>Pszennyto razem</b>     | <b>1 156</b> | <b>39,8</b> | <b>1 125</b> | <b>40,8</b> | <b>953</b>   | <b>39,8</b> | <b>795</b>   | <b>37,8</b> | <b>4 029</b>  | <b>39,7</b> |
| Jęczmień ozimy             | 180          | 42,0        | 148          | 45,0        | 113          | 42,0        | 114          | 42,0        | 555           | 42,8        |
| Jęczmień jary              | 330          | 38,0        | 380          | 39,0        | 280          | 39,0        | 141          | 35,0        | 1 131         | 38,2        |
| <b>Jęczmień razem</b>      | <b>510</b>   | <b>39,4</b> | <b>528</b>   | <b>40,7</b> | <b>393</b>   | <b>39,9</b> | <b>255</b>   | <b>38,1</b> | <b>1 686</b>  | <b>39,7</b> |
| Owies                      | 125          | 31,0        | 130          | 33,0        | 158          | 30,0        | 61           | 30,0        | 474           | 31,1        |
| Mieszanka zbożowa          | 670          | 36,0        | 558          | 38,0        | 680          | 36,0        | 333          | 32,0        | 2 241         | 35,9        |
| Kukurydza ziarno           | 145          | 75,0        | 191          | 75,0        | 87           | 75,0        | 75           | 75,0        | 498           | 75,0        |
| Rzepak ozimy               | 605          | 33,0        | 956          | 35,0        | 790          | 34,0        | 294          | 30,0        | 2 646         | 33,7        |
| Rzepak jary                | 29           | 25,0        | 37           | 26,0        | 20           | 25,0        | 17           | 24,0        | 103           | 25,2        |
| <b>Rzepak razem</b>        | <b>634</b>   | <b>32,6</b> | <b>993</b>   | <b>34,7</b> | <b>810</b>   | <b>33,8</b> | <b>311</b>   | <b>29,7</b> | <b>2 749</b>  | <b>33,4</b> |
| Ziemniaki                  | 155          | 210         | 96           | 200         | 130          | 190         | 49           | 140         | 430           | 194         |
| Buraki pastewne            | -            | -           | -            | -           | -            | -           | -            | -           | -             | -           |
| Buraki cukrowe             | -            | -           | -            | -           | -            | -           | -            | -           | -             | -           |
| Kukurydza zielonka         | 1 045        | 540         | 1 180        | 580         | 840          | 550         | 496          | 500         | 3 561         | 550         |
| Bobik                      | 106          | 31,0        | 160          | 35,0        | 150          | 35,0        | 63           | 32,0        | 479           | 33,7        |
| Groch pastewny             | 30           | 28,0        | 25           | 39,0        | 24           | 25,0        | 8            | 22,0        | 87            | 29,8        |
| Łubiny                     | 25           | 15,0        | 18           | 15,0        | 23           | 15,0        | 20           | 15,0        | 86            | 15,0        |
| Pastwiska zielonka         | 2 334        | 340         | 1 841        | 350         | 2 076        | 350         | 1 642        | 350         | 7 893         | 347         |
| Łąki siano                 | 2 436        | 65          | 2 095        | 70          | 2 049        | 65          | 1 322        | 64          | 7 902         | 66          |
| <b>UZ razem (zielonka)</b> | <b>4 770</b> | <b>332</b>  | <b>3 936</b> | <b>350</b>  | <b>4 125</b> | <b>338</b>  | <b>2 964</b> | <b>337</b>  | <b>15 795</b> | <b>339</b>  |

|             |              |            |
|-------------|--------------|------------|
| Zboża razem | powierzchnia | 15 942 ha  |
|             | średni plon  | 39,0 dt/ha |

sporządził: Kulbacki Józef  
 data: 06.12.2013  
 Kierownik PZDR: Markowski Tadeusz

wg wzorca: ksz

\*/ Informacja do użytku wewnętrznego W-MODR w Olsztynie

PLONY głównych płodów rolnych w 2013 roku \*/

powiat Giżycko

- szacunki doradców PZDR na podstawie wywiadu z rolnikami

| Gmina  | Giżycko      |             | Kruklanki    |             | Milki        |             | Ryn          |             |
|--|--------------|-------------|--------------|-------------|--------------|-------------|--------------|-------------|
| Uprawa / j.m.                                | pow. ha      | dt/ha       | pow. ha      | dt/ha       | pow. ha      | dt/ha       | pow. ha      | dt/ha       |
| PLONY głównych płodów rolnych w 2013 roku */ |              |             |              |             |              |             |              |             |
| Żyto razem                                   | 524          | 40,0        | 144          | 30,0        | 479          | 40,0        | 374          | 40,0        |
| Pszenica ozima                               | 1 902        | 42,0        | 550          | 45,0        | 1 411        | 45,0        | 1 382        | 47,0        |
| Pszenica jara                                | 929          | 38,0        | 190          | 40,0        | 160          | 40,0        | 560          | 40,0        |
| <b>Pszenica razem</b>                        | <b>2 831</b> | <b>40,7</b> | <b>740</b>   | <b>43,7</b> | <b>1 571</b> | <b>44,5</b> | <b>1 942</b> | <b>45,0</b> |
| Pszczytło ozime                              | 886          | 37,0        | 394          | 45,0        | 977          | 40,0        | 724          | 40,0        |
| Pszczytło jare                               | 200          | 39,0        | 100          | 42,0        | -            | -           | 180          | 35,0        |
| <b>Pszczytło razem</b>                       | <b>1 086</b> | <b>37,4</b> | <b>494</b>   | <b>44,4</b> | <b>977</b>   | <b>40,0</b> | <b>904</b>   | <b>39,0</b> |
| Jęczmień ozimy                               | 54           | 40,0        | 20           | 40,0        | 20           | 42,0        | 35           | 30,0        |
| Jęczmień jary                                | 890          | 50,0        | 450          | 35,0        | 870          | 39,0        | 800          | 30,0        |
| <b>Jęczmień razem</b>                        | <b>944</b>   | <b>49,4</b> | <b>470</b>   | <b>35,2</b> | <b>890</b>   | <b>39,1</b> | <b>835</b>   | <b>30,0</b> |
| Owies  | 340          | 26,0        | 100          | 30,0        | 300          | 25,0        | 278          | 29,0        |
| Mieszanka zbożowa                            | 566          | 36,0        | 350          | 35,0        | 490          | 35,0        | 500          | 25,0        |
| Kukurydza ziarno                             | 310          | 34,0        | 10           | 55,0        | 150          | 60,0        | 10           | 60,0        |
| Rzepak ozimy                                 | 1 075        | 32,0        | 181          | 33,0        | 915          | 30,0        | 909          | 31,0        |
| Rzepak jary                                  | 21           | 20,0        | 30           | 20,0        | 55           | 19,0        | 42           | 25,0        |
| <b>Rzepak razem</b>                          | <b>1 096</b> | <b>31,8</b> | <b>211</b>   | <b>31,2</b> | <b>970</b>   | <b>29,4</b> | <b>951</b>   | <b>30,7</b> |
| Ziemniaki                                    | 240          | 300         | 160          | 200         | 164          | 250         | 190          | 280         |
| Buraki pastewne                              | -            | -           | -            | -           | -            | -           | -            | -           |
| Buraki cukrowe                               | -            | -           | -            | -           | -            | -           | -            | -           |
| Kukurydza zielonka                           | 300          | 550         | 149          | 450         | 182          | 500         | 220          | 480         |
| Bobik  | 50           | 22,0        | 15           | 0,0         | 45           | 23,0        | 25           | 23,0        |
| Groch pastewny                               | -            | -           | 253          | 35,0        | 50           | 32,0        | -            | -           |
| Łubiny                                       | -            | -           | 50           | 22,0        | 46           | 20,0        | -            | -           |
| Pastwiska zielonka                           | 2 902        | 370         | 953          | 250         | 1 764        | 380         | 2 167        | 380         |
| Łąki siano                                   | 1 514        | 55          | 727          | 50          | 1 310        | 50          | 1 705        | 60          |
| <b>UZ razem (zielonka)</b>                   | <b>4 416</b> | <b>337</b>  | <b>1 680</b> | <b>250</b>  | <b>3 074</b> | <b>325</b>  | <b>3 872</b> | <b>345</b>  |

|             |              |       |
|-------------|--------------|-------|
| Zboża razem | powierzchnia | ha    |
|             | średni plon  | dt/ha |

sporządził: Jolanta Herbich

data: 06.12.2013

Kierownik PZDR: Jolanta Herbich

wg wzorca: ksz

\*/ Informacja do użytku wewnętrznego W-MODR w Olsztynie

- szacunki doradców PZDR na podstawie wywiadu z rolnikami

| Gmina                      | Wydmyny       |              |             |         |       |         | razem Powiat |               |             |
|----------------------------|---------------|--------------|-------------|---------|-------|---------|--------------|---------------|-------------|
|                            | Uprawa / j.m. | pow. ha      | dt/ha       | pow. ha | dt/ha | pow. ha | dt/ha        | pow. ha       | dt/ha       |
| Żyto razem                 |               | 231          | 35,0        |         |       |         |              | 1 752         | 38,5        |
| Pszenica ozima             |               | 1 365        | 45,0        |         |       |         |              | 6 610         | 44,6        |
| Pszenica jara              |               | 150          | 38,0        |         |       |         |              | 1 989         | 38,9        |
| <b>Pszenica razem</b>      |               | <b>1 515</b> | <b>44,3</b> |         |       |         |              | <b>8 599</b>  | <b>43,3</b> |
| Pszennyto ozime            |               | 1 214        | 40,0        |         |       |         |              | 4 195         | 39,8        |
| Pszennyto jare             |               | 0            | 0,0         |         |       |         |              | 480           | 38,1        |
| <b>Pszennyto razem</b>     |               | <b>1 214</b> | <b>40,0</b> |         |       |         |              | <b>4 675</b>  | <b>39,7</b> |
| Jęczmień ozimy             |               | 30           | 38,0        |         |       |         |              | 159           | 37,7        |
| Jęczmień jary              |               | 548          | 40,0        |         |       |         |              | 3 558         | 39,4        |
| <b>Jęczmień razem</b>      |               | <b>578</b>   | <b>39,9</b> |         |       |         |              | <b>3 717</b>  | <b>39,3</b> |
| Owies                      |               | 190          | 25,0        |         |       |         |              | 1 208         | 26,6        |
| Mieszanka zbożowa          |               | 285          | 30,0        |         |       |         |              | 2 191         | 32,3        |
| Kukurydza ziarno           |               | 202          | 55,0        |         |       |         |              | 682           | 46,6        |
| Rzepak ozimy               |               | 629          | 32,0        |         |       |         |              | 3 709         | 31,3        |
| Rzepak jary                |               | 50           | 20,0        |         |       |         |              | 198           | 20,8        |
| <b>Rzepak razem</b>        |               | <b>679</b>   | <b>31,1</b> |         |       |         |              | <b>3 907</b>  | <b>30,8</b> |
| Ziemniaki                  |               | 70           | 250         |         |       |         |              | 824           | 262         |
| Buraki pastewne            |               | 0            | 0           |         |       |         |              | 0             | 0           |
| Buraki cukrowe             |               | 0            | 0           |         |       |         |              | 0             | 0           |
| Kukurydza zielonka         |               | 430          | 500         |         |       |         |              | 1 281         | 502         |
| Bobik                      |               | 21           | 20,0        |         |       |         |              | 156           | 20,1        |
| Groch pastewny             |               | 680          | 30,0        |         |       |         |              | 983           | 31,4        |
| Łubiny                     |               | 0            | 0,0         |         |       |         |              | 96            | 21,0        |
| Pastwiska zielonka         |               | 3 382        | 300         |         |       |         |              | 11 168        | 342         |
| Łąki siano                 |               | 2 296        | 50          |         |       |         |              | 7 552         | 53          |
| <b>UZ razem (zielonka)</b> |               | <b>5 678</b> | <b>280</b>  |         |       |         |              | <b>18 720</b> | <b>312</b>  |

|             |              |            |
|-------------|--------------|------------|
| Zboża razem | powierzchnia | 22 143 ha  |
|             | średni plon  | 39,5 dt/ha |

sporządził: Jolanta Herbich

data: 06.12.2013

Kierownik PZDR: Jolanta Herbich

wg wzorca: ksz

\*/ Informacja do użytku wewnętrznego W-MODR w Olsztynie

- szacunki doradców PZDR na podstawie wywiadu z rolnikami

| Gmina                      | Banie Mazurskie |             | Dubeninki    |             | Gołdap       |             |         |       | razem Powiat  |             |
|----------------------------|-----------------|-------------|--------------|-------------|--------------|-------------|---------|-------|---------------|-------------|
|                            | pow. ha         | dt/ha       | pow. ha      | dt/ha       | pow. ha      | dt/ha       | pow. ha | dt/ha | pow. ha       | dt/ha       |
| Żyto razem                 | 202             | 26,0        | 82           | 25,0        | 548          | 26,0        |         |       | 832           | 25,9        |
| Pszenica ozima             | 234             | 36,0        | 263          | 35,0        | 642          | 38,0        |         |       | 1 139         | 36,9        |
| Pszenica jara              | 104             | 34,0        | 89           | 30,0        | 262          | 32,0        |         |       | 455           | 32,1        |
| <b>Pszenica razem</b>      | <b>338</b>      | <b>35,4</b> | <b>352</b>   | <b>33,7</b> | <b>904</b>   | <b>36,3</b> |         |       | <b>1 594</b>  | <b>35,5</b> |
| Pszennyto ozime            | 680             | 30,0        | 601          | 28,0        | 1 230        | 30,0        |         |       | 2 511         | 29,5        |
| Pszennyto jare             | 18              | 28,0        | 24           | 22,0        | 44           | 25,0        |         |       | 86            | 24,8        |
| <b>Pszennyto razem</b>     | <b>698</b>      | <b>29,9</b> | <b>625</b>   | <b>27,8</b> | <b>1 274</b> | <b>29,8</b> |         |       | <b>2 597</b>  | <b>29,4</b> |
| Jęczmień ozimy             | -               | -           | -            | -           | 148          | 32,0        |         |       | 148           | 32,0        |
| Jęczmień jary              | 268             | 30,0        | 211          | 28,0        | 564          | 30,0        |         |       | 1 043         | 29,6        |
| <b>Jęczmień razem</b>      | <b>268</b>      | <b>30,0</b> | <b>211</b>   | <b>28,0</b> | <b>712</b>   | <b>30,4</b> |         |       | <b>1 191</b>  | <b>29,9</b> |
| Owies                      | 382             | 28,0        | 162          | 25,0        | 238          | 28,0        |         |       | 782           | 27,4        |
| Mieszanka zbożowa          | 1 158           | 27,0        | 1 085        | 29,0        | 1 530        | 29,0        |         |       | 3 773         | 28,4        |
| Kukurydza ziarno           | 194             | 55,0        | 64           | 45,0        | 220          | 48,0        |         |       | 478           | 50,4        |
| Rzepak ozimy               | 398             | 22,0        | 100          | 34,0        | 565          | 34,0        |         |       | 1 063         | 29,5        |
| Rzepak jary                | -               | -           | -            | -           | 63           | 20,0        |         |       | 63            | 20,0        |
| <b>Rzepak razem</b>        | <b>398</b>      | <b>22,0</b> | <b>100</b>   | <b>34,0</b> | <b>628</b>   | <b>32,6</b> |         |       | <b>1 126</b>  | <b>29,0</b> |
| Ziemniaki                  | 140             | 160         | 60           | 175         | 85           | 180         |         |       | 285           | 169         |
| Buraki pastewne            | -               | -           | 5            | 350         | -            | -           |         |       | 5             | 350         |
| Buraki cukrowe             | -               | -           | -            | -           | -            | -           |         |       | -             | -           |
| Kukurydza zielonka         | 40              | 500         | 130          | 450         | 375          | 460         |         |       | 545           | 461         |
| Bobik                      | -               | -           | -            | -           | -            | -           |         |       | -             | -           |
| Groch pastewny             | 16              | 18,0        | 12           | 15,0        | 36           | 18,0        |         |       | 64            | 17,4        |
| Łubiny                     | 130             | 15,0        | -            | -           | 48           | 22,0        |         |       | 178           | 16,9        |
| Pastwiska zielonka         | 3 498           | 250         | 1 742        | 240         | 3 555        | 250         |         |       | 8 795         | 248         |
| Łąki siano                 | 2 106           | 50          | 1 505        | 45          | 2 834        | 46          |         |       | 6 445         | 47          |
| <b>UZ razem (zielonka)</b> | <b>5 604</b>    | <b>250</b>  | <b>3 247</b> | <b>233</b>  | <b>6 389</b> | <b>241</b>  |         |       | <b>15 240</b> | <b>243</b>  |

|             |              |            |
|-------------|--------------|------------|
| Zboża razem | powierzchnia | 10 768 ha  |
|             | średni plon  | 29,6 dt/ha |

sporządził: Jerzy Sawicki  
 data: 05.12.2013  
 Kierownik PZDR: Jerzy Sawicki

wg wzorca: ksz

\*/ Informacja do użytku wewnętrznego W-MODR w Olsztynie

- szacunki doradców PZDR na podstawie wywiadu z rolnikami

| Gmina   | Iława        |             | Kisielice    |             | Lubawa       |             | Zalewo       |             |
|---|--------------|-------------|--------------|-------------|--------------|-------------|--------------|-------------|
| Uprawa / j.m.                                       | pow. ha      | dt/ha       | pow. ha      | dt/ha       | pow. ha      | dt/ha       | pow. ha      | dt/ha       |
| <b>PLONY głównych płodów rolnych w 2013 roku */</b> |              |             |              |             |              |             |              |             |
| Żyto razem  | 572          | 40,0        | 306          | 39,0        | 782          | 39,0        | 86           | 32,0        |
| Pszenica ozima                                      | 712          | 52,0        | 2 880        | 53,0        | 326          | 52,0        | 2 360        | 45,0        |
| Pszenica jara                                       | 238          | 45,0        | 146          | 40,0        | 491          | 51,0        | 290          | 38,0        |
| <b>Pszenica razem</b>                               | <b>950</b>   | <b>50,2</b> | <b>3 026</b> | <b>52,4</b> | <b>817</b>   | <b>51,4</b> | <b>2 650</b> | <b>44,2</b> |
| Pszennyto ozime                                     | 1 511        | 55,0        | 899          | 50,0        | 3 913        | 50,0        | 1 395        | 45,0        |
| Pszennyto jare                                      | 120          | 34,0        | -            | -           | 138          | 45,0        | -            | -           |
| <b>Pszennyto razem</b>                              | <b>1 631</b> | <b>53,5</b> | <b>899</b>   | <b>50,0</b> | <b>4 051</b> | <b>49,8</b> | <b>1 395</b> | <b>45,0</b> |
| Jęczmień ozimy                                      | 105          | 36,0        | 53           | 48,0        | 101          | 51,0        | 8            | 40,0        |
| Jęczmień jary                                       | 170          | 48,0        | 741          | 42,0        | 2 163        | 48,0        | 268          | 34,0        |
| <b>Jęczmień razem</b>                               | <b>275</b>   | <b>43,4</b> | <b>794</b>   | <b>42,4</b> | <b>2 264</b> | <b>48,1</b> | <b>276</b>   | <b>34,2</b> |
| Owies   | 223          | 35,0        | 102          | 36,0        | 157          | 40,0        | 125          | 32,0        |
| Mieszanka zbożowa                                   | 2 340        | 45,0        | 757          | 45,0        | 4 311        | 45,0        | 1 181        | 38,0        |
| Kukurydza ziarno                                    | 274          | 68,0        | -            | -           | 360          | 95,0        | -            | -           |
| Rzepak ozimy  | 230          | 37,0        | 1 706        | 39,0        | 503          | 39,0        | 1 100        | 35,0        |
| Rzepak jary   | 60           | 24,0        | 10           | 20,0        | 14           | 18,0        | -            | -           |
| <b>Rzepak razem</b>                                 | <b>290</b>   | <b>34,3</b> | <b>1 716</b> | <b>38,9</b> | <b>517</b>   | <b>38,4</b> | <b>1 100</b> | <b>35,0</b> |
| Ziemniaki   | 291          | 260         | 68           | 250         | 241          | 195         | 173          | 250         |
| Buraki pastewne                                     | 150          | 530         | 21           | 600         | 65           | 920         | -            | -           |
| Buraki cukrowe                                      | -            | -           | 101          | 450         | 84           | 390         | -            | -           |
| Kukurydza zielonka                                  | 859          | 680         | 269          | 600         | 288          | 850         | 390          | 650         |
| Bobik   | 30           | 33,0        | 99           | 33,0        | 27           | 37,0        | -            | -           |
| Groch pastewny                                      | 19           | 34,0        | -            | -           | 23           | 38,0        | -            | -           |
| Łubiny  | 35           | 36,0        | -            | -           | 13           | 18,0        | -            | -           |
| Pastwiska zielonka                                  | 2 628        | 330         | 558          | 370         | 332          | 420         | 2 182        | 400         |
| Łąki siano  | 2 569        | 54          | 828          | 67          | 1 046        | 85          | 1 090        | 80          |
| <b>UZ razem (zielonka)</b>                          | <b>5 197</b> | <b>300</b>  | <b>1 386</b> | <b>349</b>  | <b>1 378</b> | <b>424</b>  | <b>3 272</b> | <b>400</b>  |

|             |              |       |
|-------------|--------------|-------|
| Zboża razem | powierzchnia | ha    |
|             | średni plon  | dt/ha |

sporządził: Kazimierz Grzywaczewski

data: 09.12.2013

Kierownik PZDR: Kazimierz Grzywaczewski

wg wzorca: ksz

\*/ Informacja do użytku wewnętrznego W-MODR w Olsztynie



- szacunki doradców PZDR na podstawie wywiadu z rolnikami

| Gmina                      | Suszy         |              |             |         |       |         | razem Powiat |               |             |
|----------------------------|---------------|--------------|-------------|---------|-------|---------|--------------|---------------|-------------|
|                            | Uprawa / j.m. | pow. ha      | dt/ha       | pow. ha | dt/ha | pow. ha | dt/ha        | pow. ha       | dt/ha       |
| Żyto razem                 |               | 865          | 33,0        |         |       |         |              | 2 611         | 37,0        |
| Pszemica ozima             |               | 1 956        | 42,0        |         |       |         |              | 8 234         | 48,0        |
| Pszemica jara              |               | 112          | 40,0        |         |       |         |              | 1 277         | 44,7        |
| <b>Pszemica razem</b>      |               | <b>2 068</b> | <b>41,9</b> |         |       |         |              | <b>9 511</b>  | <b>47,5</b> |
| Pszemżyto ozime            |               | 1 320        | 42,0        |         |       |         |              | 9 038         | 48,9        |
| Pszemżyto jare             |               | 40           | 32,0        |         |       |         |              | 298           | 38,8        |
| <b>Pszemżyto razem</b>     |               | <b>1 360</b> | <b>41,7</b> |         |       |         |              | <b>9 336</b>  | <b>48,6</b> |
| Jęczmień ozimy             |               | 117          | 45,0        |         |       |         |              | 384           | 44,4        |
| Jęczmień jary              |               | 538          | 35,0        |         |       |         |              | 3 880         | 44,1        |
| <b>Jęczmień razem</b>      |               | <b>655</b>   | <b>36,8</b> |         |       |         |              | <b>4 264</b>  | <b>44,1</b> |
| Owies                      |               | 232          | 35,0        |         |       |         |              | 839           | 35,6        |
| Mieszanka zbożowa          |               | 450          | 35,0        |         |       |         |              | 9 039         | 43,6        |
| Kukurydza ziarno           |               | 212          | 90,0        |         |       |         |              | 846           | 85,0        |
| Rzepak ozimy               |               | 1 174        | 36,0        |         |       |         |              | 4 713         | 37,2        |
| Rzepak jary                |               | 10           | 30,0        |         |       |         |              | 94            | 23,3        |
| <b>Rzepak razem</b>        |               | <b>1 184</b> | <b>35,9</b> |         |       |         |              | <b>4 808</b>  | <b>36,9</b> |
| Ziemniaki                  |               | 177          | 200         |         |       |         |              | 950           | 230         |
| Buraki pastewne            |               | 14           | 800         |         |       |         |              | 250           | 652         |
| Buraki cukrowe             |               | 25           | 450         |         |       |         |              | 210           | 426         |
| Kukurydza zielonka         |               | 200          | 600         |         |       |         |              | 2 006         | 680         |
| Bobik                      |               | 14           | 35,0        |         |       |         |              | 170           | 33,8        |
| Groch pastewny             |               | 3            | 25,0        |         |       |         |              | 45            | 35,4        |
| Łubiny                     |               | 7            | 25,0        |         |       |         |              | 55            | 30,3        |
| Pastwiska zielonka         |               | 985          | 350         |         |       |         |              | 6 685         | 364         |
| Łąki siano                 |               | 1 863        | 66          |         |       |         |              | 7 396         | 67          |
| <b>UZ razem (zielonka)</b> |               | <b>2 848</b> | <b>337</b>  |         |       |         |              | <b>14 081</b> | <b>348</b>  |

|             |              |            |
|-------------|--------------|------------|
| Zboża razem | powierzchnia | 35 600 ha  |
|             | średni plon  | 45,3 dt/ha |

sporządził: Kazimierz Grzywaczewski

data: 09.12.2013

Kierownik PZDR: Kazimierz Grzywaczewski

wg wzorca: ksz

\*/ Informacja do użytku wewnętrznego W-MODR w Olsztynie

- szacunki doradców PZDR na podstawie wywiadu z rolnikami

| Gmina  | Kętrzyn      |             | Barciany     |             | Korsze       |             | Reszel       |             |
|--|--------------|-------------|--------------|-------------|--------------|-------------|--------------|-------------|
|  | pow. ha      | dt/ha       | pow. ha      | dt/ha       | pow. ha      | dt/ha       | pow. ha      | dt/ha       |
| PLONY głównych płodów rolnych w 2013 roku */ |              |             |              |             |              |             |              |             |
| Żyto razem                                   | 119          | 29,0        | 820          | 38,0        | 150          | 38,0        | 220          | 40,0        |
| Pszenica ozima                               | 8 663        | 40,0        | 5 408        | 58,0        | 5 021        | 57,0        | 972          | 55,0        |
| Pszenica jara                                | 320          | 28,0        | 833          | 48,0        | 1 100        | 48,0        | 250          | 45,0        |
| <b>Pszenica razem</b>                        | <b>8 983</b> | <b>39,6</b> | <b>6 241</b> | <b>56,7</b> | <b>6 121</b> | <b>55,4</b> | <b>1 222</b> | <b>53,0</b> |
| Pszennyto ozime                              | 244          | 29,0        | 465          | 42,0        | 345          | 43,0        | 280          | 50,0        |
| Pszennyto jare                               | 123          | 26,0        | 20           | 32,0        | 14           | 37,0        | 10           | 45,0        |
| <b>Pszennyto razem</b>                       | <b>367</b>   | <b>28,0</b> | <b>485</b>   | <b>41,6</b> | <b>359</b>   | <b>42,8</b> | <b>290</b>   | <b>49,8</b> |
| Jęczmień ozimy                               | 35           | 25,0        | 43           | 42,0        | 10           | 33,0        | 32           | 43,0        |
| Jęczmień jary                                | 643          | 26,0        | 150          | 40,0        | 610          | 34,0        | 580          | 38,0        |
| <b>Jęczmień razem</b>                        | <b>678</b>   | <b>25,9</b> | <b>193</b>   | <b>40,4</b> | <b>620</b>   | <b>34,0</b> | <b>612</b>   | <b>38,3</b> |
| Owies  | 51           | 21,0        | 79           | 39,0        | 48           | 29,0        | 80           | 36,0        |
| Mieszanka zbożowa                            | 225          | 22,0        | 329          | 30,0        | 282          | 32,0        | 290          | 40,0        |
| Kukurydza ziarno                             | 958          | 40,0        | 2            | 65,0        | 10           | 68,0        | 20           | 62,0        |
| Rzepak ozimy                                 | 1 528        | 27,0        | 1 833        | 33,0        | 1 549        | 32,0        | 1 200        | 33,0        |
| Rzepak jary                                  | 121          | 21,0        | 150          | 23,0        | 300          | 22,0        | 10           | 26,0        |
| <b>Rzepak razem</b>                          | <b>1 649</b> | <b>26,6</b> | <b>1 983</b> | <b>32,2</b> | <b>1 849</b> | <b>30,4</b> | <b>1 210</b> | <b>32,9</b> |
| Ziemniaki                                    | 180          | 160         | 150          | 180         | 83           | 200         | 130          | 180         |
| Buraki pastewne                              | 5            | 490         | 20           | 680         | 5            | 800         | 15           | 740         |
| Buraki cukrowe                               | 80           | 420         | 500          | 400         | 5            | 400         | 10           | 390         |
| Kukurydza zielonka                           | 135          | 430         | 450          | 480         | 420          | 450         | 275          | 430         |
| Bobik  | 28           | 18,0        | 30           | 28,0        | 30           | 29,0        | 10           | 30,0        |
| Groch pastewny                               | 4            | 19,0        | 2            | 24,0        | 5            | 25,0        | 5            | 24,0        |
| Łubiny                                       | 2            | 21,0        | 1            | 22,0        | 5            | 25,0        | 5            | 21,0        |
| Pastwiska zielonka                           | 994          | 220         | 3 529        | 250         | 1 231        | 230         | 498          | 210         |
| Łąki siano                                   | 1 560        | 47          | 3 011        | 58          | 1 198        | 55          | 826          | 49          |
| <b>UZ razem (zielonka)</b>                   | <b>2 554</b> | <b>229</b>  | <b>6 540</b> | <b>268</b>  | <b>2 429</b> | <b>252</b>  | <b>1 324</b> | <b>232</b>  |

|             |              |       |
|-------------|--------------|-------|
| Zboża razem | powierzchnia | ha    |
|             | średni plon  | dt/ha |

sporządził: Andrzej Cybulski

data: 09.12.2013

Kierownik PZDR: Andrzej Cybulski

wg wzorca: ksz

\*/ Informacja do użytku wewnętrznego W-MODR w Olsztynie

- szacunki doradców PZDR na podstawie wywiadu z rolnikami

| Gmina                      | Srokowo       |              | x           |         | x     |         | razem Powiat |               |             |
|----------------------------|---------------|--------------|-------------|---------|-------|---------|--------------|---------------|-------------|
|                            | Uprawa / j.m. | pow. ha      | dt/ha       | pow. ha | dt/ha | pow. ha | dt/ha        | pow. ha       | dt/ha       |
| Żyto razem                 |               | 184          | 35,0        |         |       |         |              | 1 493         | 37,2        |
| Pszenica ozima             |               | 2 348        | 55,0        |         |       |         |              | 22 412        | 50,4        |
| Pszenica jara              |               | 547          | 52,0        |         |       |         |              | 3 050         | 46,4        |
| <b>Pszenica razem</b>      |               | <b>2 895</b> | <b>54,4</b> |         |       |         |              | <b>25 462</b> | <b>49,9</b> |
| Pszennyto ozime            |               | 148          | 58,0        |         |       |         |              | 1 482         | 43,2        |
| Pszennyto jare             |               | 5            | 50,0        |         |       |         |              | 172           | 29,4        |
| <b>Pszennyto razem</b>     |               | <b>153</b>   | <b>57,7</b> |         |       |         |              | <b>1 654</b>  | <b>41,8</b> |
| Jęczmień ozimy             |               | 45           | 50,0        |         |       |         |              | 165           | 40,2        |
| Jęczmień jary              |               | 659          | 43,0        |         |       |         |              | 2 642         | 35,5        |
| <b>Jęczmień razem</b>      |               | <b>704</b>   | <b>43,4</b> |         |       |         |              | <b>2 807</b>  | <b>35,8</b> |
| Owies                      |               | 29           | 32,0        |         |       |         |              | 287           | 32,6        |
| Mieszanka zbożowa          |               | 194          | 39,0        |         |       |         |              | 1 320         | 32,6        |
| Kukurydza ziarno           |               | 42           | 68,0        |         |       |         |              | 1 032         | 41,9        |
| Rzepak ozimy               |               | 735          | 32,0        |         |       |         |              | 6 845         | 31,3        |
| Rzepak jary                |               | 49           | 28,0        |         |       |         |              | 630           | 22,6        |
| <b>Rzepak razem</b>        |               | <b>784</b>   | <b>31,8</b> |         |       |         |              | <b>7 475</b>  | <b>30,6</b> |
| Ziemniaki                  |               | 117          | 185         |         |       |         |              | 660           | 178         |
| Buraki pastewne            |               | 5            | 420         |         |       |         |              | 50            | 665         |
| Buraki cukrowe             |               | 280          | 450         |         |       |         |              | 875           | 418         |
| Kukurydza zielonka         |               | 40           | 450         |         |       |         |              | 1 320         | 454         |
| Bobik                      |               | 322          | 32,0        |         |       |         |              | 420           | 30,5        |
| Groch pastewny             |               | 15           | 25,0        |         |       |         |              | 31            | 24,0        |
| Łubiny                     |               | 3            | 22,0        |         |       |         |              | 16            | 22,5        |
| Pastwiska zielonka         |               | 1 231        | 245         |         |       |         |              | 7 483         | 239         |
| Łąki siano                 |               | 1 198        | 55          |         |       |         |              | 7 793         | 54          |
| <b>UZ razem (zielonka)</b> |               | <b>2 429</b> | <b>260</b>  |         |       |         |              | <b>15 276</b> | <b>255</b>  |

|             |              |            |
|-------------|--------------|------------|
| Zboża razem | powierzchnia | 33 023 ha  |
|             | średni plon  | 46,9 dt/ha |

sporządził: Andrzej Cybulski

data: 09.12.2013

Kierownik PZDR: Andrzej Cybulski

wg wzorca: ksz

\*/ Informacja do użytku wewnętrznego W-MODR w Olsztynie

- szacunki doradców PZDR na podstawie wywiadu z rolnikami

| Gmina                      | Kiwity        |              | Lidzbark Warm |              | Lubomino    |              | Ormeta      |              | razem Powiat |               |             |
|----------------------------|---------------|--------------|---------------|--------------|-------------|--------------|-------------|--------------|--------------|---------------|-------------|
|                            | Uprawa / j.m. | pow. ha      | dt/ha         | pow. ha      | dt/ha       | pow. ha      | dt/ha       | pow. ha      | dt/ha        | pow. ha       | dt/ha       |
| Żyto razem                 |               | 240          | 29,0          | 540          | 29,0        | 241          | 29,0        | 805          | 32,0         | 1 826         | 30,3        |
| Pszenica ozima             |               | 850          | 44,0          | 1 323        | 44,0        | 1 119        | 44,0        | 1 123        | 44,0         | 4 415         | 44,0        |
| Pszenica jara              |               | 100          | 35,0          | 526          | 35,0        | 75           | 35,0        | 120          | 32,0         | 821           | 34,6        |
| <b>Pszenica razem</b>      |               | <b>950</b>   | <b>43,1</b>   | <b>1 849</b> | <b>41,4</b> | <b>1 194</b> | <b>43,4</b> | <b>1 243</b> | <b>42,8</b>  | <b>5 236</b>  | <b>42,5</b> |
| Pszennyto ozime            |               | 511          | 37,0          | 580          | 37,0        | 459          | 36,0        | 700          | 37,0         | 2 250         | 36,8        |
| Pszennyto jare             |               | 263          | 33,0          | -            | -           | -            | -           | -            | -            | 263           | 33,0        |
| <b>Pszennyto razem</b>     |               | <b>774</b>   | <b>35,6</b>   | <b>580</b>   | <b>37,0</b> | <b>459</b>   | <b>36,0</b> | <b>700</b>   | <b>37,0</b>  | <b>2 513</b>  | <b>36,4</b> |
| Jęczmień ozimy             |               | 175          | 40,0          | 105          | 40,0        | 92           | 40,0        | -            | -            | 372           | 40,0        |
| Jęczmień jary              |               | 300          | 38,0          | 403          | 38,0        | 165          | 32,0        | 540          | 38,0         | 1 408         | 37,3        |
| <b>Jęczmień razem</b>      |               | <b>475</b>   | <b>38,7</b>   | <b>508</b>   | <b>38,4</b> | <b>257</b>   | <b>34,9</b> | <b>540</b>   | <b>38,0</b>  | <b>1 780</b>  | <b>37,9</b> |
| Owies                      |               | 310          | 30,0          | 391          | 30,0        | 272          | 30,0        | 670          | 30,0         | 1 643         | 30,0        |
| Mieszanka zbożowa          |               | 610          | 34,0          | 1 885        | 34,0        | 252          | 34,0        | 250          | 34,0         | 2 997         | 34,0        |
| Kukurydza ziarno           |               | -            | -             | 506          | 65,0        | -            | -           | -            | -            | 506           | 65,0        |
| Rzepak ozimy               |               | 459          | 34,0          | 825          | 34,0        | 265          | 34,0        | 600          | 34,0         | 2 149         | 34,0        |
| Rzepak jary                |               | 30           | 21,0          | 95           | 20,0        | 10           | 20,0        | -            | -            | 135           | 20,2        |
| <b>Rzepak razem</b>        |               | <b>489</b>   | <b>33,2</b>   | <b>920</b>   | <b>32,6</b> | <b>275</b>   | <b>33,5</b> | <b>600</b>   | <b>34,0</b>  | <b>2 284</b>  | <b>33,2</b> |
| Ziemniaki                  |               | 75           | 230           | 155          | 200         | 89           | 180         | 100          | 200          | 419           | 201         |
| Buraki pastewne            |               | 1            | 550           | 2            | 600         | 2            | 550         | -            | -            | 5             | 570         |
| Buraki cukrowe             |               | -            | -             | -            | -           | -            | -           | -            | -            | -             | -           |
| Kukurydza zielonka         |               | 280          | 430           | 580          | 450         | 199          | 480         | 250          | 450          | 1 309         | 450         |
| Bobik                      |               | 20           | 30,0          | 22           | 37,0        | 70           | 32,0        | 100          | 35,0         | 212           | 33,7        |
| Groch pastewny             |               | -            | -             | 3            | 22,0        | -            | -           | -            | -            | 3             | 22,0        |
| Łubiny                     |               | 25           | 20,0          | 50           | 18,0        | 31           | 19,0        | 30           | 18,0         | 136           | 18,6        |
| Pastwiska zielonka         |               | 1 321        | 220           | 3 011        | 220         | 1 724        | 230         | 1 390        | 230          | 7 446         | 224         |
| Łąki siano                 |               | 1 265        | 50            | 2 544        | 50          | 1 219        | 52          | 1 097        | 50           | 6 125         | 50          |
| <b>UZ razem (zielonka)</b> |               | <b>2 586</b> | <b>235</b>    | <b>5 555</b> | <b>234</b>  | <b>2 943</b> | <b>242</b>  | <b>2 487</b> | <b>239</b>   | <b>13 571</b> | <b>237</b>  |

|             |              |            |
|-------------|--------------|------------|
| Zboża razem | powierzchnia | 15 993 ha  |
|             | średni plon  | 36,8 dt/ha |

sporządził: Zbigniew Salmanowicz  
 data: 10.12.2013  
 Kierownik PZDR: Zbigniew Salmanowicz

wg wzorca: ksz

\*/ Informacja do użytku wewnętrznego W-MODR w Olsztynie

- szacunki doradców PZDR na podstawie wywiadu z rolnikami

| Gmina                      | Mikołajki    |             | Mrągowo      |             | Piecki       |             | Sorkwity     |             | razem Powiat  |             |
|----------------------------|--------------|-------------|--------------|-------------|--------------|-------------|--------------|-------------|---------------|-------------|
|                            | pow. ha      | dt/ha       | pow. ha      | dt/ha       | pow. ha      | dt/ha       | pow. ha      | dt/ha       | pow. ha       | dt/ha       |
| Żyto razem                 | 120          | 30,0        | 300          | 31,0        | 53           | 28,0        | 380          | 29,0        | 853           | 29,8        |
| Pszenica ozima             | 389          | 33,0        | 2 928        | 36,0        | 350          | 28,0        | 350          | 28,0        | 4 017         | 34,3        |
| Pszenica jara              | 170          | 30,0        | 188          | 32,0        | 46           | 32,0        | 51           | 32,0        | 455           | 31,3        |
| <b>Pszenica razem</b>      | <b>559</b>   | <b>32,1</b> | <b>3 116</b> | <b>35,8</b> | <b>396</b>   | <b>28,5</b> | <b>401</b>   | <b>28,5</b> | <b>4 472</b>  | <b>34,0</b> |
| Pszenziyto ozime           | 490          | 33,0        | 790          | 34,0        | 482          | 30,0        | 488          | 30,0        | 2 250         | 32,1        |
| Pszenziyto jare            | 31           | 30,0        | 28           | 31,0        | 17           | 33,0        | 30           | 29,0        | 106           | 30,5        |
| <b>Pszenziyto razem</b>    | <b>521</b>   | <b>32,8</b> | <b>818</b>   | <b>33,9</b> | <b>499</b>   | <b>30,1</b> | <b>518</b>   | <b>29,9</b> | <b>2 356</b>  | <b>32,0</b> |
| Jęczmień ozimy             | 100          | 28,0        | 180          | 35,0        | 68           | 29,0        | 65           | 30,0        | 413           | 31,5        |
| Jęczmień jary              | 140          | 30,0        | 160          | 30,0        | 139          | 28,0        | 146          | 29,0        | 585           | 29,3        |
| <b>Jęczmień razem</b>      | <b>240</b>   | <b>29,2</b> | <b>340</b>   | <b>32,6</b> | <b>207</b>   | <b>28,3</b> | <b>211</b>   | <b>29,3</b> | <b>998</b>    | <b>30,2</b> |
| Owies                      | 120          | 28,0        | 150          | 28,0        | 110          | 27,0        | 102          | 28,0        | 482           | 27,8        |
| Mieszanka zbożowa          | 280          | 30,0        | 430          | 30,0        | 390          | 30,0        | 407          | 29,0        | 1 507         | 29,7        |
| Kukurydza ziarno           | 36           | 68,0        | 26           | 70,0        | 40           | 80,0        | 250          | 75,0        | 352           | 74,5        |
| Rzepak ozimy               | 410          | 29,0        | 630          | 34,0        | 340          | 29,0        | 343          | 28,0        | 1 723         | 30,6        |
| Rzepak jary                | 34           | 22,0        | 230          | 21,0        | 10           | 24,0        | 90           | 25,0        | 364           | 22,2        |
| <b>Rzepak razem</b>        | <b>444</b>   | <b>28,5</b> | <b>860</b>   | <b>30,5</b> | <b>350</b>   | <b>28,9</b> | <b>433</b>   | <b>27,4</b> | <b>2 087</b>  | <b>29,2</b> |
| Ziemniaki                  | 100          | 160         | 165          | 155         | 70           | 160         | 67           | 210         | 402           | 166         |
| Buraki pastewne            | -            | -           | -            | -           | -            | -           | -            | -           | -             | -           |
| Buraki cukrowe             | -            | -           | -            | -           | -            | -           | -            | -           | -             | -           |
| Kukurydza zielonka         | 255          | 500         | 320          | 520         | 275          | 460         | 490          | 500         | 1 340         | 497         |
| Bobik                      | 15           | 16,0        | 30           | 18,0        | 35           | 19,0        | 25           | 16,0        | 105           | 17,6        |
| Groch pastewny             | -            | -           | -            | -           | -            | -           | -            | -           | -             | -           |
| Łubiny                     | -            | -           | -            | -           | -            | -           | -            | -           | -             | -           |
| Pastwiska zielonka         | 2 142        | 210         | 5 240        | 220         | 2 529        | 210         | 2 623        | 200         | 12 534        | 212         |
| Łąki siano                 | 2 202        | 44          | 1 278        | 45          | 1 227        | 45          | 893          | 46          | 5 600         | 45          |
| <b>UZ razem (zielonka)</b> | <b>4 344</b> | <b>215</b>  | <b>6 518</b> | <b>221</b>  | <b>3 756</b> | <b>215</b>  | <b>3 516</b> | <b>208</b>  | <b>18 134</b> | <b>216</b>  |

|             |              |            |
|-------------|--------------|------------|
| Zboża razem | powierzchnia | 10 668 ha  |
|             | średni plon  | 32,0 dt/ha |

sporządził: Jan Kozubowski  
 data: 09.12.2013  
 Kierownik PZDR: Jan Kozubowski

wg wzorca: ksz

\*/ Informacja do użytku wewnętrznego W-MODR w Olsztynie

- szacunki doradców PZDR na podstawie wywiadu z rolnikami

| Gmina                      | Janowo       |             | Janowiec Kościelny |             | Nidzica      |             | Kozłowo      |             | razem Powiat |             |
|----------------------------|--------------|-------------|--------------------|-------------|--------------|-------------|--------------|-------------|--------------|-------------|
|                            | pow. ha      | dt/ha       | pow. ha            | dt/ha       | pow. ha      | dt/ha       | pow. ha      | dt/ha       | pow. ha      | dt/ha       |
| Żyto razem                 | 831          | 26,0        | 1 200              | 36,0        | 910          | 35,0        | 3 012        | 35,0        | 5 953        | 33,9        |
| Pszenica ozima             | 54           | 32,0        | 300                | 45,0        | 125          | 45,0        | 140          | 45,0        | 619          | 43,9        |
| Pszenica jara              | 26           | 30,0        | 80                 | 40,0        | 37           | 36,0        | 70           | 40,0        | 213          | 38,1        |
| <b>Pszenica razem</b>      | <b>80</b>    | <b>31,4</b> | <b>380</b>         | <b>43,9</b> | <b>162</b>   | <b>42,9</b> | <b>210</b>   | <b>43,3</b> | <b>832</b>   | <b>42,4</b> |
| Pszennyto ozime            | 353          | 28,0        | 2 260              | 45,0        | 1 736        | 45,0        | 1 137        | 40,0        | 5 486        | 42,9        |
| Pszennyto jare             | 104          | 27,0        | -                  | -           | 257          | 29,0        | 396          | 35,0        | 757          | 31,9        |
| <b>Pszennyto razem</b>     | <b>457</b>   | <b>27,8</b> | <b>2 260</b>       | <b>45,0</b> | <b>1 993</b> | <b>42,9</b> | <b>1 533</b> | <b>38,7</b> | <b>6 243</b> | <b>41,5</b> |
| Jęczmień ozimy             | -            | -           | 70                 | 32,0        | 134          | 36,0        | 345          | 30,0        | 549          | 31,7        |
| Jęczmień jary              | 140          | 27,0        | 466                | 30,0        | 401          | 30,0        | 1 400        | 29,0        | 2 407        | 29,2        |
| <b>Jęczmień razem</b>      | <b>140</b>   | <b>27,0</b> | <b>536</b>         | <b>30,3</b> | <b>535</b>   | <b>31,5</b> | <b>1 745</b> | <b>29,2</b> | <b>2 956</b> | <b>29,7</b> |
| Owies                      | 151          | 28,0        | 816                | 32,0        | 217          | 31,0        | 515          | 29,0        | 1 699        | 30,6        |
| Mieszanka zbożowa          | 400          | 28,0        | 405                | 32,0        | 300          | 32,0        | 497          | 30,0        | 1 602        | 30,4        |
| Kukurydza ziarno           | 30           | 30,0        | 498                | 30,0        | 676          | 35,0        | 1 015        | 35,0        | 2 219        | 33,8        |
| Rzepak ozimy               | -            | -           | 506                | 32,0        | 1 026        | 32,0        | 1 856        | 30,0        | 3 388        | 30,9        |
| Rzepak jary                | -            | -           | -                  | -           | 15           | 22,0        | 120          | 22,0        | 135          | 22,0        |
| <b>Rzepak razem</b>        | <b>-</b>     | <b>-</b>    | <b>506</b>         | <b>32,0</b> | <b>1 041</b> | <b>31,9</b> | <b>1 976</b> | <b>29,5</b> | <b>3 523</b> | <b>30,6</b> |
| Ziemniaki                  | 92           | 200         | 400                | 270         | 187          | 260         | 271          | 250         | 950          | 256         |
| Buraki pastewne            | -            | -           | -                  | -           | -            | -           | -            | -           | -            | -           |
| Buraki cukrowe             | -            | -           | -                  | -           | -            | -           | -            | -           | -            | -           |
| Kukurydza zielonka         | 150          | 500         | 400                | 550         | 150          | 550         | 232          | 560         | 932          | 544         |
| Bobik                      | -            | -           | -                  | -           | -            | -           | -            | -           | -            | -           |
| Groch pastewny             | -            | -           | 30                 | 30,0        | 34           | 30,0        | 46           | 30,0        | 110          | 30,0        |
| Łubiny                     | 20           | 25,0        | 36                 | 28,0        | 10           | 26,0        | 30           | 25,0        | 96           | 26,2        |
| Pastwiska zielonka         | 547          | 250         | 900                | 260         | 589          | 260         | 1 016        | 255         | 3 052        | 257         |
| Łąki siano                 | 1 342        | 50          | 909                | 50          | 1 207        | 50          | 2 001        | 50          | 5 459        | 50          |
| <b>UZ razem (zielonka)</b> | <b>1 889</b> | <b>250</b>  | <b>1 809</b>       | <b>255</b>  | <b>1 796</b> | <b>253</b>  | <b>3 017</b> | <b>252</b>  | <b>8 511</b> | <b>252</b>  |

|             |              |            |
|-------------|--------------|------------|
| Zboża razem | powierzchnia | 19 284 ha  |
|             | średni plon  | 35,5 dt/ha |

sporządził: Grażyna Jabłońska  
 data: 06.12.2013  
 Kierownik PZDR: Grażyna Jabłońska

wg wzorca: ksz

\*/ Informacja do użytku wewnętrznego W-MODR w Olsztynie

PLONY głównych płodów rolnych w 2013 roku \*/

pow. Nowe Miasto Lub.

- szacunki doradców PZDR na podstawie wywiadu z rolnikami

| Gmina                      | Biskupiec     |              | Grodziczno  |              | Kurzętnik   |              | Nowe Miasto Lub. |              | razem Powiat |               |             |
|----------------------------|---------------|--------------|-------------|--------------|-------------|--------------|------------------|--------------|--------------|---------------|-------------|
|                            | Uprawa / j.m. | pow. ha      | dt/ha       | pow. ha      | dt/ha       | pow. ha      | dt/ha            | pow. ha      | dt/ha        | pow. ha       | dt/ha       |
| Żyto razem                 |               | 744          | 39,3        | 455          | 37,0        | 375          | 38,0             | 196          | 36,0         | 1 770         | 38,1        |
| Pszenica ozima             |               | 3 104        | 57,5        | 304          | 48,0        | 326          | 50,0             | 435          | 50,0         | 4 169         | 55,4        |
| Pszenica jara              |               | 309          | 50,0        | 156          | 40,0        | 63           | 40,0             | 116          | 40,0         | 644           | 44,8        |
| <b>Pszenica razem</b>      |               | <b>3 413</b> | <b>56,8</b> | <b>460</b>   | <b>45,3</b> | <b>389</b>   | <b>48,4</b>      | <b>551</b>   | <b>47,9</b>  | <b>4 813</b>  | <b>54,0</b> |
| Pszennyto ozime            |               | 2 693        | 57,2        | 2 285        | 46,0        | 2 444        | 47,0             | 2 656        | 48,0         | 10 078        | 49,8        |
| Pszennyto jare             |               | 23           | 38,3        | 20           | 36,0        | 20           | 38,0             | 23           | 36,0         | 86            | 37,1        |
| <b>Pszennyto razem</b>     |               | <b>2 716</b> | <b>57,0</b> | <b>2 305</b> | <b>45,9</b> | <b>2 464</b> | <b>46,9</b>      | <b>2 679</b> | <b>47,9</b>  | <b>10 164</b> | <b>49,7</b> |
| Jęczmień ozimy             |               | 129          | 40,0        | 29           | 41,0        | 33           | 42,0             | 75           | 43,0         | 266           | 41,2        |
| Jęczmień jary              |               | 866          | 44,5        | 1 123        | 43,0        | 616          | 45,0             | 738          | 44,0         | 3 343         | 44,0        |
| <b>Jęczmień razem</b>      |               | <b>995</b>   | <b>43,9</b> | <b>1 152</b> | <b>42,9</b> | <b>649</b>   | <b>44,8</b>      | <b>813</b>   | <b>43,9</b>  | <b>3 609</b>  | <b>43,8</b> |
| Owies                      |               | 222          | 44,0        | 143          | 40,0        | 111          | 40,0             | 102          | 39,0         | 578           | 41,4        |
| Mieszanka zbożowa          |               | 1 692        | 42,7        | 2 704        | 39,0        | 1 736        | 43,0             | 1 189        | 40,0         | 7 321         | 41,0        |
| Kukurydza ziarno           |               | 315          | 85,0        | 606          | 68,0        | 251          | 70,0             | 183          | 66,0         | 1 355         | 72,1        |
| Rzepak ozimy               |               | 923          | 37,4        | 384          | 40,0        | 420          | 41,0             | 492          | 40,0         | 2 219         | 39,1        |
| Rzepak jary                |               | 15           | 27,0        | 10           | 28,0        | 17           | 29,0             | 21           | 26,0         | 63            | 27,4        |
| <b>Rzepak razem</b>        |               | <b>938</b>   | <b>37,2</b> | <b>394</b>   | <b>39,7</b> | <b>437</b>   | <b>40,5</b>      | <b>513</b>   | <b>39,4</b>  | <b>2 282</b>  | <b>38,8</b> |
| Ziemniaki                  |               | 276          | 265         | 310          | 270         | 250          | 270              | 64           | 230          | 900           | 266         |
| Buraki pastewne            |               | 5            | 580         | 12           | 620         | 19           | 600              | 11           | 600          | 47            | 603         |
| Buraki cukrowe             |               | 75           | 460         | -            | -           | 90           | 550              | -            | -            | 165           | 509         |
| Kukurydza zielonka         |               | 138          | 530         | 490          | 560         | 597          | 550              | 195          | 540          | 1 420         | 550         |
| Bobik                      |               | 18           | 36,0        | -            | -           | -            | -                | -            | -            | 18            | 36,0        |
| Groch pastewny             |               | 49           | 28,0        | 38           | 35,0        | 65           | 38,0             | 41           | 36,0         | 193           | 34,4        |
| Łubiny                     |               | 29           | 23,0        | 47           | 28,0        | 48           | 25,0             | 30           | 24,0         | 154           | 25,3        |
| Pastwiska zielonka         |               | 535          | 245         | 592          | 240         | 880          | 230              | 517          | 230          | 2 524         | 236         |
| Łąki siano                 |               | 611          | 64          | 372          | 62          | 399          | 62               | 380          | 61           | 1 762         | 62          |
| <b>UZ razem (zielonka)</b> |               | <b>1 146</b> | <b>285</b>  | <b>964</b>   | <b>266</b>  | <b>1 279</b> | <b>255</b>       | <b>897</b>   | <b>262</b>   | <b>4 286</b>  | <b>267</b>  |

|             |              |            |
|-------------|--------------|------------|
| Zboża razem | powierzchnia | 28 255 ha  |
|             | średni plon  | 46,5 dt/ha |

sporządził: Zygmunt Grudziński  
 data: 06.12.2013  
 Kierownik PZDR: Zygmunt Grudziński

wg wzorca: ksz

\*/ Informacja do użytku wewnętrznego W-MODR w Olsztynie

- szacunki doradców PZDR na podstawie wywiadu z rolnikami

| Gmina                      | Kowale Oleckie |              | Olecko      |              | Świątajno   |              | Wieliczki   |              | razem Powiat |               |             |
|----------------------------|----------------|--------------|-------------|--------------|-------------|--------------|-------------|--------------|--------------|---------------|-------------|
|                            | Uprawa / j.m.  | pow. ha      | dt/ha       | pow. ha      | dt/ha       | pow. ha      | dt/ha       | pow. ha      | dt/ha        | pow. ha       | dt/ha       |
| Żyto razem                 |                | 287          | 36,0        | 291          | 26,0        | 380          | 36,0        | 248          | 36,0         | 1 206         | 33,6        |
| Pszenica ozima             |                | 501          | 39,0        | 1 527        | 48,0        | 513          | 40,0        | 437          | 40,0         | 2 978         | 43,9        |
| Pszenica jara              |                | 224          | 40,0        | 288          | 39,0        | 210          | 39,0        | 202          | 40,0         | 924           | 39,5        |
| <b>Pszenica razem</b>      |                | <b>725</b>   | <b>39,3</b> | <b>1 815</b> | <b>46,6</b> | <b>723</b>   | <b>39,7</b> | <b>639</b>   | <b>40,0</b>  | <b>3 902</b>  | <b>42,9</b> |
| Pszennyto ozime            |                | 710          | 39,0        | 1 722        | 44,0        | 918          | 42,0        | 905          | 39,0         | 4 255         | 41,7        |
| Pszennyto jare             |                | 80           | 38,0        | -            | -           | 47           | 40,0        | 55           | 35,0         | 182           | 37,6        |
| <b>Pszennyto razem</b>     |                | <b>790</b>   | <b>38,9</b> | <b>1 722</b> | <b>44,0</b> | <b>965</b>   | <b>41,9</b> | <b>960</b>   | <b>38,8</b>  | <b>4 437</b>  | <b>41,5</b> |
| Jęczmień ozimy             |                | 38           | 40,0        | 118          | 28,0        | 24           | 37,0        | 103          | 38,0         | 283           | 34,0        |
| Jęczmień jary              |                | 425          | 40,0        | 824          | 32,0        | 638          | 38,0        | 243          | 40,0         | 2 130         | 36,3        |
| <b>Jęczmień razem</b>      |                | <b>463</b>   | <b>40,0</b> | <b>942</b>   | <b>31,5</b> | <b>662</b>   | <b>38,0</b> | <b>346</b>   | <b>39,4</b>  | <b>2 413</b>  | <b>36,0</b> |
| Owies                      |                | 178          | 34,0        | 324          | 40,0        | 184          | 35,0        | 175          | 34,0         | 861           | 36,5        |
| Mieszanka zbożowa          |                | 1 283        | 35,0        | 1 561        | 38,0        | 1 232        | 37,0        | 1 070        | 38,0         | 5 146         | 37,0        |
| Kukurydza ziarno           |                | 268          | 60,0        | 375          | 52,0        | -            | -           | 37           | 55,0         | 680           | 55,3        |
| Rzepak ozimy               |                | 332          | 32,0        | 818          | 24,0        | 350          | 38,0        | 375          | 37,0         | 1 875         | 30,6        |
| Rzepak jary                |                | -            | -           | 54           | 20,0        | 27           | 25,0        | -            | -            | 81            | 21,7        |
| <b>Rzepak razem</b>        |                | <b>332</b>   | <b>32,0</b> | <b>872</b>   | <b>23,8</b> | <b>377</b>   | <b>37,1</b> | <b>375</b>   | <b>37,0</b>  | <b>1 956</b>  | <b>30,3</b> |
| Ziemniaki                  |                | 140          | 300         | 189          | 210         | 100          | 280         | 90           | 280          | 519           | 260         |
| Buraki pastewne            |                | -            | -           | 14           | 600         | -            | -           | -            | -            | 14            | 600         |
| Buraki cukrowe             |                | -            | -           | -            | -           | 20           | 360         | -            | -            | 20            | 360         |
| Kukurydza zielonka         |                | 323          | 650         | 510          | 700         | 200          | 650         | 280          | 660          | 1 313         | 672         |
| Bobik                      |                | 170          | 28,0        | 470          | 28,0        | -            | -           | -            | -            | 640           | 28,0        |
| Groch pastewny             |                | 10           | 26,0        | 280          | 26,0        | -            | -           | 3            | 25,0         | 293           | 26,0        |
| Łubiny                     |                | 25           | 25,0        | 50           | 16,0        | -            | -           | 30           | 28,0         | 105           | 21,6        |
| Pastwiska zielonka         |                | 1 593        | 300         | 2 020        | 320         | 1 753        | 300         | 1 244        | 290          | 6 610         | 304         |
| Łąki siano                 |                | 1 423        | 55          | 1 618        | 60          | 1 351        | 60          | 1 169        | 55           | 5 561         | 58          |
| <b>UZ razem (zielonka)</b> |                | <b>3 016</b> | <b>288</b>  | <b>3 638</b> | <b>311</b>  | <b>3 104</b> | <b>300</b>  | <b>2 413</b> | <b>283</b>   | <b>12 171</b> | <b>297</b>  |

|             |              |            |
|-------------|--------------|------------|
| Zboża razem | powierzchnia | 17 965 ha  |
|             | średni plon  | 39,0 dt/ha |

sporządził: Mieczysław Błażukiewicz  
 data: 06.12.2013  
 Kierownik PZDR: Mieczysław Błażukiewicz

wg wzorca: ksz

\*/ Informacja do użytku wewnętrznego W-MODR w Olsztynie



PLONY głównych płodów rolnych w 2013 roku \*/

powiat Olsztyn

- szacunki doradców PZDR na podstawie wywiadu z rolnikami

| Gmina   | Barczewo      |             | Biskupiec    |             | Dobre Miasto |             | Dywity       |             | Gietrzwałd   |             |       |
|---|---------------|-------------|--------------|-------------|--------------|-------------|--------------|-------------|--------------|-------------|-------|
|   | Uprawa / j.m. | pow. ha     | dt/ha        | pow. ha     | dt/ha        | pow. ha     | dt/ha        | pow. ha     | dt/ha        | pow. ha     | dt/ha |
| <b>PLONY głównych płodów rolnych w 2013 roku */</b> |               |             |              |             |              |             |              |             |              |             |       |
| Żyto razem  | 738           | 32,0        | 371          | 38,0        | 620          | 28,0        | 472          | 35,0        | 65           | 35,0        |       |
| Pszenica ozima                                      | 1 910         | 40,0        | 1 117        | 54,0        | 940          | 39,0        | 577          | 50,0        | 565          | 40,0        |       |
| Pszenica jara                                       | 245           | 33,0        | 130          | 42,0        | 280          | 34,0        | 83           | 42,0        | -            | -           |       |
| <b>Pszenica razem</b>                               | <b>2 155</b>  | <b>39,2</b> | <b>1 247</b> | <b>52,7</b> | <b>1 220</b> | <b>37,9</b> | <b>660</b>   | <b>49,0</b> | <b>565</b>   | <b>40,0</b> |       |
| Pszennyto ozime                                     | 810           | 38,0        | 470          | 46,0        | 800          | 37,0        | 502          | 45,0        | 410          | 40,0        |       |
| Pszennyto jare                                      | 140           | 30,0        | 86           | 35,0        | 200          | 34,0        | -            | -           | -            | -           |       |
| <b>Pszennyto razem</b>                              | <b>950</b>    | <b>36,8</b> | <b>556</b>   | <b>44,3</b> | <b>1 000</b> | <b>36,4</b> | <b>502</b>   | <b>45,0</b> | <b>410</b>   | <b>40,0</b> |       |
| Jęczmień ozimy                                      | 130           | 36,0        | 155          | 50,0        | 70           | 35,0        | 35           | 35,0        | 76           | 38,0        |       |
| Jęczmień jary                                       | 280           | 32,0        | 200          | 36,0        | 280          | 36,0        | 339          | 35,0        | 223          | 32,0        |       |
| <b>Jęczmień razem</b>                               | <b>410</b>    | <b>33,3</b> | <b>355</b>   | <b>42,1</b> | <b>350</b>   | <b>35,8</b> | <b>374</b>   | <b>35,0</b> | <b>299</b>   | <b>33,5</b> |       |
| Owies   | 578           | 34,0        | 130          | 32,0        | 350          | 35,0        | 326          | 36,0        | 200          | 28,0        |       |
| Mieszanka zbożowa                                   | 420           | 32,0        | 481          | 38,0        | 431          | 36,0        | 461          | 40,0        | 100          | 32,0        |       |
| Kukurydza ziarno                                    | -             | -           | -            | -           | 341          | 75,0        | -            | -           | 35           | 40,0        |       |
| Rzepak ozimy  | 620           | 32,0        | 550          | 37,0        | 300          | 30,0        | 376          | 32,0        | 240          | 40,0        |       |
| Rzepak jary   | 226           | 18,0        | 65           | 22,0        | 20           | 20,0        | -            | -           | 95           | 34,0        |       |
| <b>Rzepak razem</b>                                 | <b>846</b>    | <b>28,3</b> | <b>615</b>   | <b>35,4</b> | <b>320</b>   | <b>29,4</b> | <b>376</b>   | <b>32,0</b> | <b>335</b>   | <b>38,3</b> |       |
| Ziemniaki   | 88            | 260         | 160          | 185         | 250          | 200         | 118          | 200         | 42           | 200         |       |
| Buraki pastewne                                     | 24            | 600         | -            | -           | -            | -           | -            | -           | 6            | 400         |       |
| Buraki cukrowe                                      | -             | -           | -            | -           | -            | -           | -            | -           | -            | -           |       |
| Kukurydza zielonka                                  | 460           | 580         | 340          | 620         | 350          | 550         | 148          | 500         | 35           | 500         |       |
| Bobik   | 50            | 26,0        | 25           | 26,0        | 80           | 25,0        | 14           | 37,0        | 32           | 25,0        |       |
| Groch pastewny                                      | -             | -           | -            | -           | 70           | 18,0        | -            | -           | 30           | 10,0        |       |
| Łubiny  | 100           | 20,0        | 105          | 16,0        | 30           | 15,0        | -            | -           | 12           | 11,0        |       |
| Pastwiska zielonka                                  | 1 518         | 260         | 2 551        | 280         | 821          | 400         | 1 054        | 400         | 571          | 250         |       |
| Łąki siano  | 1 568         | 55          | 1 980        | 60          | 953          | 55          | 313          | 55          | 748          | 60          |       |
| <b>UZ razem (zielonka)</b>                          | <b>3 086</b>  | <b>268</b>  | <b>4 531</b> | <b>289</b>  | <b>1 774</b> | <b>333</b>  | <b>1 367</b> | <b>371</b>  | <b>1 319</b> | <b>278</b>  |       |

|             |              |       |
|-------------|--------------|-------|
| Zboża razem | powierzchnia | ha    |
|             | średni plon  | dt/ha |

sporządził: Kępczyńska Wanda  
 data: 09.12.2013  
 Kierownik PZDR: Kępczyńska Wanda

wg wzorca: ksz

\*/ Informacja do użytku wewnętrznego W-MODR w Olsztynie

- szacunki doradców PZDR na podstawie wywiadu z rolnikami

| Gmina                      | Jeziorany     |              | Jonkowo     |              | Kolno       |              | Olsztyn     |              | Olsztynek   |              |             |
|----------------------------|---------------|--------------|-------------|--------------|-------------|--------------|-------------|--------------|-------------|--------------|-------------|
|                            | Uprawa / j.m. | pow. ha      | dt/ha       | pow. ha      | dt/ha       | pow. ha      | dt/ha       | pow. ha      | dt/ha       | pow. ha      | dt/ha       |
| Żyto razem                 |               | 320          | 27,0        | 230          | 35,0        | 460          | 37,0        | 480          | 35,0        | 987          | 36,0        |
| Pszenica ozima             |               | 1 798        | 48,0        | 100          | 40,0        | 2 630        | 40,0        | 480          | 48,0        | 278          | 41,0        |
| Pszenica jara              |               | 500          | 40,0        | 80           | 35,0        | 150          | 33,0        | 63           | 42,0        | 305          | 34,0        |
| <b>Pszenica razem</b>      |               | <b>2 298</b> | <b>46,3</b> | <b>180</b>   | <b>37,8</b> | <b>2 780</b> | <b>39,6</b> | <b>543</b>   | <b>47,3</b> | <b>583</b>   | <b>37,3</b> |
| Pszenziyto ozime           |               | 700          | 44,0        | 250          | 40,0        | 400          | 43,0        | 345          | 45,0        | 570          | 40,0        |
| Pszenziyto jare            |               | 120          | 36,0        | 80           | 32,0        | -            | -           | -            | -           | 865          | 36,0        |
| <b>Pszenziyto razem</b>    |               | <b>820</b>   | <b>42,8</b> | <b>330</b>   | <b>38,1</b> | <b>400</b>   | <b>43,0</b> | <b>345</b>   | <b>45,0</b> | <b>1 435</b> | <b>37,6</b> |
| Jęczmień ozimy             |               | -            | -           | 50           | 40,0        | 200          | 36,0        | 40           | 45,0        | 65           | 38,0        |
| Jęczmień jary              |               | 116          | 37,0        | 150          | 30,0        | 150          | 32,0        | 362          | 35,0        | 289          | 33,0        |
| <b>Jęczmień razem</b>      |               | <b>116</b>   | <b>37,0</b> | <b>200</b>   | <b>32,5</b> | <b>350</b>   | <b>34,3</b> | <b>402</b>   | <b>36,0</b> | <b>354</b>   | <b>33,9</b> |
| Owies                      |               | 200          | 31,0        | 100          | 28,0        | 20           | 24,0        | 175          | 36,0        | 432          | 38,0        |
| Mieszanka zbożowa          |               | 640          | 35,0        | 320          | 33,0        | 300          | 32,0        | 354          | 34,0        | 433          | 32,0        |
| Kukurydza ziarno           |               | 450          | 68,0        | -            | -           | 200          | 74,0        | -            | -           | 213          | 53,0        |
| Rzepak ozimy               |               | 940          | 30,0        | 65           | 40,0        | 500          | 27,0        | 370          | 31,0        | 614          | 28,0        |
| Rzepak jary                |               | -            | -           | -            | -           | 20           | 14,0        | -            | -           | 114          | 16,0        |
| <b>Rzepak razem</b>        |               | <b>940</b>   | <b>30,0</b> | <b>65</b>    | <b>40,0</b> | <b>520</b>   | <b>26,5</b> | <b>370</b>   | <b>31,0</b> | <b>728</b>   | <b>26,1</b> |
| Ziemniaki                  |               | 50           | 190         | 100          | 160         | 60           | 155         | 130          | 200         | 187          | 168         |
| Buraki pastewne            |               | -            | -           | -            | -           | -            | -           | -            | -           | -            | -           |
| Buraki cukrowe             |               | -            | -           | -            | -           | -            | -           | -            | -           | -            | -           |
| Kukurydza zielonka         |               | 250          | 600         | 100          | 500         | 164          | 550         | 147          | 550         | 156          | 520         |
| Bobik                      |               | -            | -           | 5            | 25,0        | -            | -           | 14           | 29,0        | -            | -           |
| Groch pastewny             |               | -            | -           | 10           | 10,0        | -            | -           | -            | -           | -            | -           |
| Łubiny                     |               | -            | -           | 10           | 12,0        | -            | -           | 60           | 16,0        | 152          | 18,0        |
| Pastwiska zielonka         |               | 2 000        | 420         | 223          | 250         | 1 646        | 280         | 1 049        | 250         | 612          | 300         |
| Łąki siano                 |               | 1 629        | 55          | 1 160        | 64          | 898          | 55          | 813          | 55          | 730          | 60          |
| <b>UZ razem (zielonka)</b> |               | <b>3 629</b> | <b>355</b>  | <b>1 383</b> | <b>309</b>  | <b>2 544</b> | <b>278</b>  | <b>1 862</b> | <b>261</b>  | <b>1 342</b> | <b>300</b>  |

|             |              |       |
|-------------|--------------|-------|
| Zboża razem | powierzchnia | ha    |
|             | średni plon  | dt/ha |

sporządził: Kępczyńska Wanda  
 data: 09.12.2013  
 Kierownik PZDR: Kępczyńska Wanda

wg wzorca: ksz

\*/ Informacja do użytku wewnętrznego W-MODR w Olsztynie

- szacunki doradców PZDR na podstawie wywiadu z rolnikami

| Gmina                      | Purda         |              | Stawiguda   |              | Świątki     |              |             |         | razem Powiat |               |             |
|----------------------------|---------------|--------------|-------------|--------------|-------------|--------------|-------------|---------|--------------|---------------|-------------|
|                            | Uprawa / j.m. | pow. ha      | dt/ha       | pow. ha      | dt/ha       | pow. ha      | dt/ha       | pow. ha | dt/ha        | pow. ha       | dt/ha       |
| Żyto ozime i jare          |               | 538          | 30,0        | 107          | 20,0        | 370          | 38,0        |         |              | 5 758         | 33,4        |
| Pszenica ozima             |               | 864          | 40,0        | 210          | 39,0        | 1 110        | 45,0        |         |              | 12 579        | 43,5        |
| Pszenica jara              |               | 80           | 35,0        | 100          | 33,0        | 30           | 34,0        |         |              | 2 046         | 36,4        |
| <b>Pszenica razem</b>      |               | <b>944</b>   | <b>39,6</b> | <b>310</b>   | <b>37,1</b> | <b>1 140</b> | <b>44,7</b> |         |              | <b>14 625</b> | <b>42,5</b> |
| Pszennyto ozime            |               | 382          | 40,0        | 120          | 36,0        | 190          | 38,0        |         |              | 5 949         | 41,0        |
| Pszennyto jare             |               | 110          | 34,0        | 60           | 33,0        | -            | -           |         |              | 1 661         | 34,8        |
| <b>Pszennyto razem</b>     |               | <b>492</b>   | <b>38,7</b> | <b>180</b>   | <b>35,0</b> | <b>190</b>   | <b>38,0</b> |         |              | <b>7 610</b>  | <b>39,7</b> |
| Jęczmień ozimy             |               | 31           | 38,0        | 68           | 25,0        | 60           | 35,0        |         |              | 980           | 38,2        |
| Jęczmień jary              |               | 265          | 34,0        | 48           | 23,0        | 50           | 30,0        |         |              | 2 752         | 33,7        |
| <b>Jęczmień razem</b>      |               | <b>296</b>   | <b>34,4</b> | <b>116</b>   | <b>24,2</b> | <b>110</b>   | <b>32,7</b> |         |              | <b>3 732</b>  | <b>34,9</b> |
| Owies                      |               | 302          | 32,0        | 50           | 20,0        | 136          | 30,0        |         |              | 2 999         | 33,5        |
| Mieszanki zbożowe          |               | 232          | 35,0        | 80           | 24,0        | 230          | 30,0        |         |              | 4 482         | 34,4        |
| Kukurydza ziarno           |               | -            | -           | -            | -           | 150          | 62,0        |         |              | 1 389         | 66,9        |
| Rzepak ozimy               |               | 580          | 35,0        | 258          | 21,0        | 550          | 25,0        |         |              | 5 964         | 30,7        |
| Rzepak jary                |               | 20           | 25,0        | 45           | 19,0        | 20           | 20,0        |         |              | 625           | 20,8        |
| <b>Rzepak razem</b>        |               | <b>600</b>   | <b>34,7</b> | <b>303</b>   | <b>20,7</b> | <b>570</b>   | <b>24,8</b> |         |              | <b>6 589</b>  | <b>29,8</b> |
| Ziemniaki                  |               | 120          | 180         | 24           | 185         | 70           | 160         |         |              | 1 399         | 189         |
| Buraki pastewne            |               | -            | -           | -            | -           | -            | -           |         |              | 30            | 560         |
| Buraki cukrowe             |               | -            | -           | -            | -           | -            | -           |         |              | -             | -           |
| Kukurydza zielonka         |               | 450          | 500         | -            | -           | 80           | 420         |         |              | 2 680         | 549         |
| Bobik                      |               | 10           | 20,0        | 3            | 34,0        | -            | -           |         |              | 233           | 26,2        |
| Groch pastewny             |               | -            | -           | -            | -           | -            | -           |         |              | 110           | 15,1        |
| Łubiny                     |               | -            | -           | -            | -           | -            | -           |         |              | 469           | 17,2        |
| Pastwiska zielonka         |               | 1 554        | 250         | 500          | 250         | 88           | 250         |         |              | 14 187        | 306         |
| Łąki siano                 |               | 2 158        | 60          | 628          | 50          | 546          | 60          |         |              | 14 124        | 58          |
| <b>UZ razem (zielonka)</b> |               | <b>3 712</b> | <b>279</b>  | <b>1 128</b> | <b>250</b>  | <b>634</b>   | <b>293</b>  |         |              | <b>28 311</b> | <b>297</b>  |

|             |              |            |
|-------------|--------------|------------|
| Zboża razem | powierzchnia | 39 206 ha  |
|             | średni plon  | 38,3 dt/ha |

sporządził: Kępczyńska Wanda  
 data: 09.12.2013  
 Kierownik PZDR: Kępczyńska Wanda

wg wzorca: ksz

\*/ Informacja do użytku wewnętrznego W-MODR w Olsztynie

PLONY głównych płodów rolnych w 2013 roku \*/

powiat Ostróda

- szacunki doradców PZDR na podstawie wywiadu z rolnikami

| Gmina   | Dąbrówno     |             | Grunwald     |             | Łukta        |             | Małdyty      |             | Miłakowo     |             |
|---|--------------|-------------|--------------|-------------|--------------|-------------|--------------|-------------|--------------|-------------|
|   | pow. ha      | dt/ha       | pow. ha      | dt/ha       | pow. ha      | dt/ha       | pow. ha      | dt/ha       | pow. ha      | dt/ha       |
| <b>PLONY głównych płodów rolnych w 2013 roku */</b> |              |             |              |             |              |             |              |             |              |             |
| Żyto razem  | 370          | 30,0        | 300          | 35,0        | 227          | 35,0        | 250          | 28,0        | 377          | 28,0        |
| Pszenica ozima                                      | 130          | 42,0        | 180          | 50,0        | 220          | 45,0        | 1 467        | 42,0        | 1 070        | 44,0        |
| Pszenica jara                                       | 90           | 40,0        | 80           | 45,0        | 60           | 42,0        | 372          | 42,0        | 90           | 32,0        |
| <b>Pszenica razem</b>                               | <b>220</b>   | <b>41,2</b> | <b>260</b>   | <b>48,5</b> | <b>280</b>   | <b>44,4</b> | <b>1 839</b> | <b>42,0</b> | <b>1 160</b> | <b>43,1</b> |
| Pszennyto ozime                                     | 1 522        | 46,0        | 1 265        | 45,0        | 350          | 45,0        | 1 295        | 42,0        | 420          | 38,0        |
| Pszennyto jare                                      | 220          | 44,0        | 169          | 43,0        | 50           | 43,0        | 150          | 39,0        | 80           | 34,0        |
| <b>Pszennyto razem</b>                              | <b>1 742</b> | <b>45,7</b> | <b>1 434</b> | <b>44,8</b> | <b>400</b>   | <b>44,8</b> | <b>1 445</b> | <b>41,7</b> | <b>500</b>   | <b>37,4</b> |
| Jęczmień ozimy                                      | 300          | 40,0        | 152          | 45,0        | 150          | 44,0        | 200          | 36,0        | 18           | 42,0        |
| Jęczmień jary                                       | 360          | 35,0        | 270          | 38,0        | 180          | 35,0        | 260          | 32,0        | 150          | 32,0        |
| <b>Jęczmień razem</b>                               | <b>660</b>   | <b>37,3</b> | <b>422</b>   | <b>40,5</b> | <b>330</b>   | <b>39,1</b> | <b>460</b>   | <b>33,7</b> | <b>168</b>   | <b>33,1</b> |
| Owies   | 200          | 35,0        | 158          | 32,0        | 160          | 35,0        | 210          | 22,0        | 80           | 28,0        |
| Mieszanka zbożowa                                   | 690          | 32,0        | 784          | 35,0        | 480          | 35,0        | 1 064        | 30,0        | 380          | 36,0        |
| Kukurydza ziarno                                    | 150          | 65,0        | 180          | 70,0        | 65           | 65,0        | 260          | 65,0        | 118          | 50,0        |
| Rzepak ozimy  | 650          | 23,0        | 701          | 35,0        | 250          | 35,0        | 1 470        | 26,0        | 900          | 28,0        |
| Rzepak jary   | -            | -           | 95           | 26,0        | -            | -           | 100          | 20,0        | 12           | 24,0        |
| <b>Rzepak razem</b>                                 | <b>650</b>   | <b>23,0</b> | <b>796</b>   | <b>33,9</b> | <b>250</b>   | <b>35,0</b> | <b>1 570</b> | <b>25,6</b> | <b>912</b>   | <b>27,9</b> |
| Ziemniaki   | 50           | 180         | 50           | 200         | 180          | 200         | 90           | 180         | 80           | 170         |
| Buraki pastewne                                     | -            | -           | -            | -           | -            | -           | -            | -           | -            | -           |
| Buraki cukrowe                                      | -            | -           | -            | -           | 5            | 500         | -            | -           | -            | -           |
| Kukurydza zielonka                                  | 150          | 550         | 386          | 600         | 50           | 550         | 380          | 450         | 140          | 540         |
| Bobik   | -            | -           | -            | -           | -            | -           | -            | -           | -            | -           |
| Groch pastewny                                      | -            | -           | -            | -           | -            | -           | -            | -           | -            | -           |
| Łubiny  | 15           | 30,0        | 35           | 30,0        | -            | -           | 120          | 30,0        | -            | -           |
| Pastwiska zielonka                                  | 2 148        | 250         | 1 037        | 250         | 771          | 250         | 2 041        | 250         | 1 610        | 250         |
| Łąki siano  | 627          | 35          | 941          | 35          | 903          | 35          | 758          | 35          | 540          | 35          |
| <b>UZ razem (zielonka)</b>                          | <b>2 775</b> | <b>233</b>  | <b>1 978</b> | <b>214</b>  | <b>1 674</b> | <b>210</b>  | <b>2 799</b> | <b>230</b>  | <b>2 150</b> | <b>231</b>  |

|             |              |       |
|-------------|--------------|-------|
| Zboża razem | powierzchnia | ha    |
|             | średni plon  | dt/ha |

sporządził: Jolanta Bączek-Ostrowska  
 data: 10.12.2013  
 Kierownik PZDR: Jolanta Bączek-Ostrowska

wg wzorca: ksz

\*/ Informacja do użytku wewnętrznego W-MODR w Olsztynie

- szacunki doradców PZDR na podstawie wywiadu z rolnikami

| Gmina                      | Miłomłyn      |              | Morąg       |              | Ostróda     |              |             |         | razem Powiat |               |             |
|----------------------------|---------------|--------------|-------------|--------------|-------------|--------------|-------------|---------|--------------|---------------|-------------|
|                            | Uprawa / j.m. | pow. ha      | dt/ha       | pow. ha      | dt/ha       | pow. ha      | dt/ha       | pow. ha | dt/ha        | pow. ha       | dt/ha       |
| Żyto razem                 |               | 250          | 28,0        | 500          | 32,0        | 300          | 35,0        |         |              | 2 574         | 31,3        |
| Pszenica ozima             |               | 500          | 42,0        | 1 560        | 43,0        | 1 250        | 45,0        |         |              | 6 377         | 43,5        |
| Pszenica jara              |               | 70           | 40,0        | 65           | 39,0        | 65           | 36,0        |         |              | 892           | 40,2        |
| <b>Pszenica razem</b>      |               | <b>570</b>   | <b>41,8</b> | <b>1 625</b> | <b>42,8</b> | <b>1 315</b> | <b>44,6</b> |         |              | <b>7 269</b>  | <b>43,1</b> |
| Pszennyto ozime            |               | 420          | 39,0        | 980          | 43,0        | 890          | 41,0        |         |              | 7 142         | 43,1        |
| Pszennyto jare             |               | 90           | 36,0        | 100          | 41,0        | 65           | 38,0        |         |              | 924           | 40,6        |
| <b>Pszennyto razem</b>     |               | <b>510</b>   | <b>38,5</b> | <b>1 080</b> | <b>42,8</b> | <b>955</b>   | <b>40,8</b> |         |              | <b>8 066</b>  | <b>42,8</b> |
| Jęczmień ozimy             |               | 20           | 42,0        | 250          | 42,0        | 120          | 42,0        |         |              | 1 210         | 41,1        |
| Jęczmień jary              |               | 114          | 29,0        | 420          | 35,0        | 300          | 34,0        |         |              | 2 054         | 34,3        |
| <b>Jęczmień razem</b>      |               | <b>134</b>   | <b>30,9</b> | <b>670</b>   | <b>37,6</b> | <b>420</b>   | <b>36,3</b> |         |              | <b>3 264</b>  | <b>36,8</b> |
| Owies                      |               | 100          | 28,0        | 680          | 30,0        | 90           | 27,0        |         |              | 1 678         | 29,9        |
| Mieszanka zbożowa          |               | 330          | 27,0        | 980          | 34,0        | 750          | 32,0        |         |              | 5 458         | 32,6        |
| Kukurydza ziarno           |               | 120          | 70,0        | 265          | 70,0        | 229          | 70,0        |         |              | 1 387         | 66,6        |
| Rzepak ozimy               |               | 510          | 29,0        | 920          | 31,0        | 1 590        | 33,0        |         |              | 6 991         | 29,7        |
| Rzepak jary                |               | -            | -           | 80           | 25,0        | 100          | 23,0        |         |              | 387           | 23,4        |
| <b>Rzepak razem</b>        |               | <b>510</b>   | <b>29,0</b> | <b>1 000</b> | <b>30,5</b> | <b>1 690</b> | <b>32,4</b> |         |              | <b>7 378</b>  | <b>29,3</b> |
| Ziemniaki                  |               | 142          | 220         | 180          | 190         | 466          | 230         |         |              | 1 238         | 208         |
| Buraki pastewne            |               | -            | -           | -            | -           | -            | -           |         |              | -             | -           |
| Buraki cukrowe             |               | -            | -           | 5            | 500         | -            | -           |         |              | 10            | 500         |
| Kukurydza zielonka         |               | 280          | 600         | 400          | 560         | 191          | 630         |         |              | 1 977         | 557         |
| Bobik                      |               | -            | -           | -            | -           | -            | -           |         |              | -             | -           |
| Groch pastewny             |               | -            | -           | -            | -           | -            | -           |         |              | -             | -           |
| Łubiny                     |               | -            | -           | -            | -           | -            | -           |         |              | 170           | 30,0        |
| Pastwiska zielonka         |               | 1 192        | 250         | 3 246        | 250         | 3 619        | 220         |         |              | 15 664        | 243         |
| Łąki siano                 |               | 823          | 35          | 1 458        | 35          | 2 147        | 35          |         |              | 8 197         | 35          |
| <b>UZ razem (zielonka)</b> |               | <b>2 015</b> | <b>219</b>  | <b>4 704</b> | <b>227</b>  | <b>5 766</b> | <b>203</b>  |         |              | <b>23 861</b> | <b>220</b>  |

|             |              |            |
|-------------|--------------|------------|
| Zboża razem | powierzchnia | 28 309 ha  |
|             | średni plon  | 38,4 dt/ha |

sporządził: Jolanta Bączek-Ostrowska  
 data: 10.12.2013  
 Kierownik PZDR: Jolanta Bączek-Ostrowska

wg wzorca: ksz

\*/ Informacja do użytku wewnętrznego W-MODR w Olsztynie

- szacunki doradców PZDR na podstawie wywiadu z rolnikami

| Gmina                      | Biała Piska  |             | Orzysz       |             | Pisz         |             | Ruciane Nida |             | razem Powiat  |             |
|----------------------------|--------------|-------------|--------------|-------------|--------------|-------------|--------------|-------------|---------------|-------------|
|                            | pow. ha      | dt/ha       | pow. ha      | dt/ha       | pow. ha      | dt/ha       | pow. ha      | dt/ha       | pow. ha       | dt/ha       |
| Żyto razem                 | 1 398        | 29,0        | 270          | 27,0        | 780          | 27,0        | 29           | 25,0        | 2 477         | 28,1        |
| Pszenica ozima             | 140          | 36,0        | 170          | 34,0        | 192          | 34,0        | 35           | 32,0        | 537           | 34,4        |
| Pszenica jara              | 97           | 45,0        | 100          | 40,0        | 40           | 40,0        | 5            | 35,0        | 242           | 41,9        |
| <b>Pszenica razem</b>      | <b>237</b>   | <b>39,7</b> | <b>270</b>   | <b>36,2</b> | <b>232</b>   | <b>35,0</b> | <b>40</b>    | <b>32,4</b> | <b>779</b>    | <b>36,7</b> |
| Pszennyto ozime            | 519          | 36,0        | 320          | 34,0        | 465          | 34,0        | 36           | 32,0        | 1 340         | 34,7        |
| Pszennyto jare             | 510          | 42,0        | 180          | 40,0        | 157          | 40,0        | 32           | 38,0        | 879           | 41,1        |
| <b>Pszennyto razem</b>     | <b>1 029</b> | <b>39,0</b> | <b>500</b>   | <b>36,2</b> | <b>622</b>   | <b>35,5</b> | <b>68</b>    | <b>34,8</b> | <b>2 219</b>  | <b>37,2</b> |
| Jęczmień ozimy             | 88           | 36,0        | 7            | 34,0        | 17           | 34,0        | 21           | 32,0        | 133           | 35,0        |
| Jęczmień jary              | 600          | 42,0        | 260          | 28,0        | 49           | 38,0        | -            | -           | 909           | 37,8        |
| <b>Jęczmień razem</b>      | <b>688</b>   | <b>41,2</b> | <b>267</b>   | <b>28,2</b> | <b>66</b>    | <b>37,0</b> | <b>21</b>    | <b>32,0</b> | <b>1 042</b>  | <b>37,4</b> |
| Owies                      | 400          | 30,0        | 80           | 28,0        | 54           | 29,0        | 27           | 25,0        | 561           | 29,4        |
| Mieszanka zbożowa          | 2 167        | 38,0        | 800          | 36,0        | 543          | 36,0        | 80           | 34,0        | 3 590         | 37,2        |
| Kukurydza ziarno           | -            | -           | -            | -           | -            | -           | -            | -           | -             | -           |
| Rzepak ozimy               | -            | -           | 58           | 31,0        | -            | -           | -            | -           | 58            | 31,0        |
| Rzepak jary                | -            | -           | 4            | 30,0        | -            | -           | -            | -           | 4             | 30,0        |
| <b>Rzepak razem</b>        | <b>-</b>     | <b>-</b>    | <b>62</b>    | <b>30,9</b> | <b>-</b>     | <b>-</b>    | <b>-</b>     | <b>-</b>    | <b>63</b>     | <b>30,4</b> |
| Ziemniaki                  | 180          | 220         | 140          | 180         | 120          | 180         | 55           | 180         | 495           | 195         |
| Buraki pastewne            | -            | -           | -            | -           | -            | -           | -            | -           | -             | -           |
| Buraki cukrowe             | -            | -           | -            | -           | -            | -           | -            | -           | -             | -           |
| Kukurydza zielonka         | 1 300        | 600         | 650          | 500         | 620          | 550         | 47           | 450         | 2 617         | 561         |
| Bobik                      | -            | -           | -            | -           | -            | -           | -            | -           | -             | -           |
| Groch pastewny             | -            | -           | -            | -           | -            | -           | -            | -           | -             | -           |
| Łubiny                     | -            | -           | -            | -           | -            | -           | -            | -           | -             | -           |
| Pastwiska zielonka         | 2 188        | 320         | 2 122        | 280         | 1 507        | 280         | 1 061        | 250         | 6 878         | 288         |
| Łąki siano                 | 5 348        | 70          | 1 595        | 60          | 5 887        | 60          | 1 104        | 56          | 13 934        | 64          |
| <b>UZ razem (zielonka)</b> | <b>7 536</b> | <b>341</b>  | <b>3 717</b> | <b>289</b>  | <b>7 394</b> | <b>296</b>  | <b>2 165</b> | <b>265</b>  | <b>20 812</b> | <b>308</b>  |

|             |              |            |
|-------------|--------------|------------|
| Zboża razem | powierzchnia | 10 668 ha  |
|             | średni plon  | 34,7 dt/ha |

sporządził: Andrzej Knyżewski  
 data: 09.12.2013  
 Kierownik PZDR: Andrzej Knyżewski

wg wzorca: ksz

\*/ Informacja do użytku wewnętrznego W-MODR w Olsztynie

PLONY głównych płodów rolnych w 2013 roku \*/

powiat Szczytno

- szacunki doradców PZDR na podstawie wywiadu z rolnikami

| Gmina  | Dźwierzuty   |             | Jedwabno     |             | Pasym        |             | Rozogi       |             |
|--|--------------|-------------|--------------|-------------|--------------|-------------|--------------|-------------|
|  | pow. ha      | dt/ha       | pow. ha      | dt/ha       | pow. ha      | dt/ha       | pow. ha      | dt/ha       |
| PLONY głównych płodów rolnych w 2013 roku */ |              |             |              |             |              |             |              |             |
| Żyto razem                                   | 390          | 31,0        | 280          | 25,0        | 118          | 29,0        | 325          | 23,0        |
| Pszenica ozima                               | 502          | 35,0        | -            | -           | 498          | 35,0        | -            | -           |
| Pszenica jara                                | 280          | 32,0        | 30           | 32,0        | 30           | 33,0        | 50           | 32,0        |
| <b>Pszenica razem</b>                        | <b>782</b>   | <b>33,9</b> | <b>30</b>    | <b>32,0</b> | <b>528</b>   | <b>34,9</b> | <b>50</b>    | <b>32,0</b> |
| Pszennyto ozime                              | 610          | 32,0        | 160          | 25,0        | 302          | 32,0        | 60           | 36,0        |
| Pszennyto jare                               | 73           | 29,0        | -            | -           | 23           | 29,0        | 40           | 34,0        |
| <b>Pszennyto razem</b>                       | <b>683</b>   | <b>31,7</b> | <b>160</b>   | <b>25,0</b> | <b>325</b>   | <b>31,8</b> | <b>100</b>   | <b>35,2</b> |
| Jęczmień ozimy                               | 54           | 30,0        | 20           | 30,0        | -            | -           | -            | -           |
| Jęczmień jary                                | 484          | 29,0        | 120          | 28,0        | 80           | 32,0        | 60           | 34,0        |
| <b>Jęczmień razem</b>                        | <b>538</b>   | <b>29,1</b> | <b>140</b>   | <b>28,3</b> | <b>80</b>    | <b>32,0</b> | <b>60</b>    | <b>34,0</b> |
| Owies  | 455          | 26,0        | 240          | 25,0        | 60           | 28,0        | 120          | 30,0        |
| Mieszanka zbożowa                            | 325          | 32,0        | 135          | 26,0        | 26           | 34,0        | 250          | 28,0        |
| Kukurydza ziarno                             | -            | -           | -            | -           | -            | -           | -            | -           |
| Rzepak ozimy                                 | 633          | 28,0        | -            | -           | 91           | 28,0        | -            | -           |
| Rzepak jary                                  | 45           | 22,0        | -            | -           | -            | -           | -            | -           |
| <b>Rzepak razem</b>                          | <b>678</b>   | <b>27,6</b> | <b>-</b>     | <b>-</b>    | <b>91</b>    | <b>28,0</b> | <b>-</b>     | <b>-</b>    |
| Ziemniaki                                    | 252          | 180         | 106          | 170         | 37           | 170         | 105          | 160         |
| Buraki pastewne                              | -            | -           | -            | -           | -            | -           | -            | -           |
| Buraki cukrowe                               | -            | -           | -            | -           | -            | -           | -            | -           |
| Kukurydza zielonka                           | 650          | 550         | 100          | 500         | 381          | 600         | 350          | 500         |
| Bobik  | -            | -           | -            | -           | -            | -           | -            | -           |
| Groch pastewny                               | -            | -           | -            | -           | -            | -           | -            | -           |
| Łubiny                                       | -            | -           | -            | -           | -            | -           | -            | -           |
| Pastwiska zielonka                           | 1 094        | 290         | 840          | 250         | 618          | 300         | 2 532        | 320         |
| Łąki siano                                   | 1 672        | 55          | 1 262        | 50          | 778          | 60          | 4 021        | 52          |
| <b>UZ razem (zielonka)</b>                   | <b>2 766</b> | <b>281</b>  | <b>2 102</b> | <b>250</b>  | <b>1 396</b> | <b>300</b>  | <b>6 553</b> | <b>283</b>  |

|             |              |       |
|-------------|--------------|-------|
| Zboża razem | powierzchnia | ha    |
|             | średni plon  | dt/ha |

sporządził: Falarz Jolanta

data: 09.12.2013

Kierownik PZDR: Falarz Jolanta

wg wzorca: ksz

\*/ Informacja do użytku wewnętrznego W-MODR w Olsztynie

- szacunki doradców PZDR na podstawie wywiadu z rolnikami

| Gmina                      | Szczytno      |             | Świątajno    |             | Wielbark     |             | razem Powiat  |             |
|----------------------------|---------------|-------------|--------------|-------------|--------------|-------------|---------------|-------------|
|                            | Uprawa / j.m. | pow. ha     | dt/ha        | pow. ha     | dt/ha        | pow. ha     | dt/ha         | pow. ha     |
| Żyto razem                 | 1 092         | 29,0        | 240          | 28,0        | 140          | 25,0        | 2 585         | 27,8        |
| Pszenica ozima             | -             | -           | 20           | 29,0        | -            | -           | 1 020         | 34,9        |
| Pszenica jara              | 365           | 30,0        | -            | -           | 25           | 25,0        | 780           | 30,9        |
| <b>Pszenica razem</b>      | <b>365</b>    | <b>30,0</b> | <b>20</b>    | <b>29,0</b> | <b>25</b>    | <b>25,0</b> | <b>1 800</b>  | <b>33,1</b> |
| Pszennyto ozime            | 157           | 29,0        | 175          | 28,0        | 30           | 22,0        | 1 494         | 30,4        |
| Pszennyto jare             | -             | -           | -            | -           | -            | -           | 136           | 30,5        |
| <b>Pszennyto razem</b>     | <b>157</b>    | <b>29,0</b> | <b>175</b>   | <b>28,0</b> | <b>30</b>    | <b>22,0</b> | <b>1 630</b>  | <b>30,4</b> |
| Jęczmień ozimy             | -             | -           | -            | -           | 41           | 25,0        | 115           | 28,2        |
| Jęczmień jary              | 290           | 25,0        | 136          | 25,0        | 100          | 23,0        | 1 270         | 27,5        |
| <b>Jęczmień razem</b>      | <b>290</b>    | <b>25,0</b> | <b>136</b>   | <b>25,0</b> | <b>141</b>   | <b>23,6</b> | <b>1 385</b>  | <b>27,6</b> |
| Owies                      | 20            | 33,0        | -            | -           | 160          | 25,0        | 1 055         | 26,3        |
| Mieszanka zbożowa          | 154           | 30,0        | 140          | 29,0        | 95           | 24,0        | 1 125         | 29,1        |
| Kukurydza ziarno           | -             | -           | -            | -           | -            | -           | -             | -           |
| Rzepak ozimy               | -             | -           | -            | -           | -            | -           | 724           | 28,0        |
| Rzepak jary                | -             | -           | -            | -           | -            | -           | 45            | 22,0        |
| <b>Rzepak razem</b>        | <b>-</b>      | <b>-</b>    | <b>-</b>     | <b>-</b>    | <b>-</b>     | <b>-</b>    | <b>769</b>    | <b>27,6</b> |
| Ziemniaki                  | 224           | 180         | 103          | 170         | 88           | 160         | 915           | 173         |
| Buraki pastewne            | -             | -           | -            | -           | -            | -           | -             | -           |
| Buraki cukrowe             | -             | -           | -            | -           | -            | -           | -             | -           |
| Kukurydza zielonka         | 559           | 480         | 320          | 500         | 170          | 450         | 2 530         | 520         |
| Bobik                      | -             | -           | -            | -           | -            | -           | -             | -           |
| Groch pastewny             | -             | -           | -            | -           | -            | -           | -             | -           |
| Łubiny                     | -             | -           | -            | -           | -            | -           | -             | -           |
| Pastwiska zielonka         | 1 474         | 300         | 1 034        | 300         | 2 912        | 300         | 10 504        | 300         |
| Łąki siano                 | 3 457         | 60          | 2 205        | 55          | 2 848        | 55          | 16 243        | 55          |
| <b>UZ razem (zielonka)</b> | <b>4 931</b>  | <b>300</b>  | <b>3 239</b> | <b>283</b>  | <b>5 760</b> | <b>288</b>  | <b>26 747</b> | <b>285</b>  |

|             |              |            |
|-------------|--------------|------------|
| Zboża razem | powierzchnia | 9 580 ha   |
|             | średni plon  | 29,2 dt/ha |

sporządził: Falarz Jolanta

data: 09.12.2013

Kierownik PZDR: Falarz Jolanta

wg wzorca: ksz

\*/ Informacja do użytku wewnętrznego W-MODR w Olsztynie



- szacunki doradców PZDR na podstawie wywiadu z rolnikami

| Gmina                      | Budry         |              | Pozezdrze   |              | Węgorzewo   |              |             |         | razem Powiat |               |             |
|----------------------------|---------------|--------------|-------------|--------------|-------------|--------------|-------------|---------|--------------|---------------|-------------|
|                            | Uprawa / j.m. | pow. ha      | dt/ha       | pow. ha      | dt/ha       | pow. ha      | dt/ha       | pow. ha | dt/ha        | pow. ha       | dt/ha       |
| Żyto razem                 |               | 316          | 36,0        | 320          | 37,5        | 108          | 38,5        |         |              | 744           | 37,0        |
| Pszenica ozima             |               | 1 428        | 38,2        | 820          | 38,8        | 2 441        | 39,5        |         |              | 4 689         | 39,0        |
| Pszenica jara              |               | 450          | 36,0        | 160          | 36,2        | 617          | 38,0        |         |              | 1 227         | 37,0        |
| <b>Pszenica razem</b>      |               | <b>1 878</b> | <b>37,7</b> | <b>980</b>   | <b>38,4</b> | <b>3 058</b> | <b>39,2</b> |         |              | <b>5 916</b>  | <b>38,6</b> |
| Pszennyto ozime            |               | 1 220        | 39,2        | 894          | 38,5        | 1 155        | 42,0        |         |              | 3 269         | 40,0        |
| Pszennyto jare             |               | 20           | 36,3        | -            | -           | 25           | 37,5        |         |              | 45            | 37,0        |
| <b>Pszennyto razem</b>     |               | <b>1 240</b> | <b>39,2</b> | <b>894</b>   | <b>38,5</b> | <b>1 180</b> | <b>41,9</b> |         |              | <b>3 314</b>  | <b>40,0</b> |
| Jęczmień ozimy             |               | 10           | 35,0        | -            | -           | 49           | 36,2        |         |              | 59            | 36,0        |
| Jęczmień jary              |               | 700          | 37,5        | 405          | 38,0        | 707          | 38,5        |         |              | 1 812         | 38,0        |
| <b>Jęczmień razem</b>      |               | <b>710</b>   | <b>37,5</b> | <b>405</b>   | <b>38,0</b> | <b>756</b>   | <b>38,4</b> |         |              | <b>1 871</b>  | <b>37,9</b> |
| Owies                      |               | 75           | 34,0        | 100          | 33,7        | 277          | 34,1        |         |              | 452           | 34,0        |
| Mieszanka zbożowa          |               | 793          | 37,5        | 228          | 38,5        | 706          | 40,8        |         |              | 1 727         | 39,0        |
| Kukurydza ziarno           |               | 105          | 51,4        | -            | -           | 202          | 53,8        |         |              | 307           | 53,0        |
| Rzepak ozimy               |               | 318          | 33,2        | 121          | 30,0        | 314          | 34,0        |         |              | 753           | 33,0        |
| Rzepak jary                |               | 72           | 20,2        | -            | -           | 166          | 24,2        |         |              | 238           | 23,0        |
| <b>Rzepak razem</b>        |               | <b>390</b>   | <b>30,8</b> | <b>121</b>   | <b>30,0</b> | <b>480</b>   | <b>30,6</b> |         |              | <b>992</b>    | <b>30,6</b> |
| Ziemniaki                  |               | 32           | 210         | 55           | 240         | 73           | 210         |         |              | 160           | 220         |
| Buraki pastewne            |               | -            | -           | -            | -           | -            | -           |         |              | -             | -           |
| Buraki cukrowe             |               | -            | -           | -            | -           | 103          | 520         |         |              | 103           | 520         |
| Kukurydza zielonka         |               | 12           | 620         | 26           | 540         | 32           | 650         |         |              | 70            | 604         |
| Bobik                      |               | 50           | 35,0        | 24           | 33,0        | 101          | 36,0        |         |              | 175           | 35,3        |
| Groch pastewny             |               | 8            | 29,0        | -            | -           | -            | -           |         |              | 8             | 29,0        |
| Łubiny                     |               | 4            | 15,0        | 15           | 16,0        | -            | -           |         |              | 19            | 15,8        |
| Pastwiska zielonka         |               | 1 736        | 320         | 1 713        | 290         | 2 543        | 310         |         |              | 5 992         | 307         |
| Łąki siano                 |               | 2 786        | 65          | 719          | 58          | 1 892        | 64          |         |              | 5 397         | 64          |
| <b>UZ razem (zielonka)</b> |               | <b>4 522</b> | <b>323</b>  | <b>2 432</b> | <b>290</b>  | <b>4 435</b> | <b>314</b>  |         |              | <b>11 389</b> | <b>313</b>  |

|             |              |            |
|-------------|--------------|------------|
| Zboża razem | powierzchnia | 14 024 ha  |
|             | średni plon  | 38,6 dt/ha |

sporządził: Władysław Semczyszyn  
 data: 04.12.2013  
 Kierownik PZDR: Kinga Latosińska

wg wzorca: ksz

\*/ Informacja do użytku wewnętrznego W-MODR w Olsztynie

**Warmińsko-Mazurski  
Ośrodek Doradztwa Rolniczego  
w Olsztynie**

**PLONY GŁÓWNYCH PŁODÓW ROLNYCH  
zbiory w roku 2013**

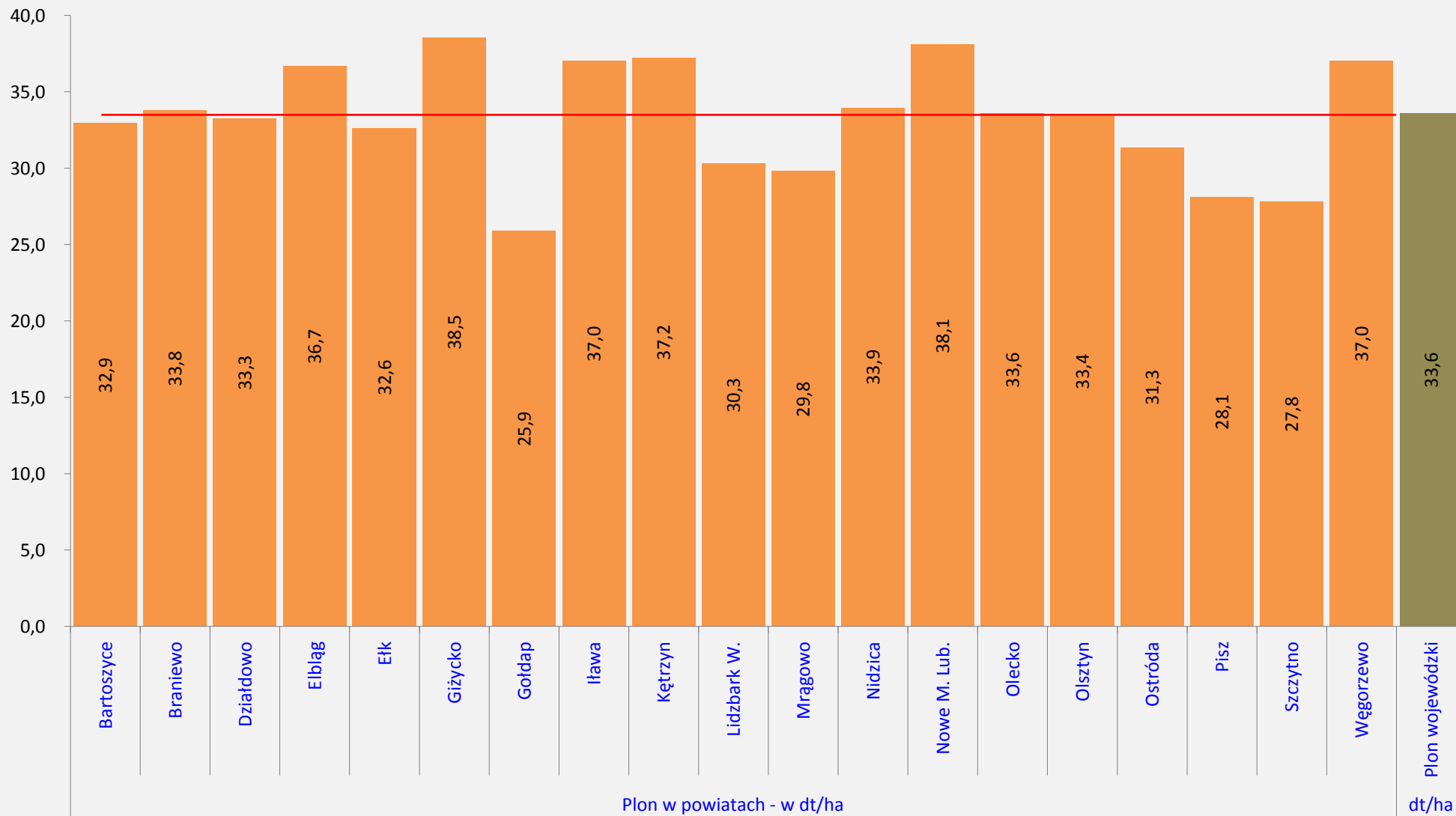
- 1. Zestawienia graficzne** plonowania poszczególnych upraw, w układzie:
  - w poszczególnych powiatach i średnia wojewódzka.

na podstawie informacji z PZDR  
sporządził:  
Kazimierz Szozda  
W-MODR Olsztyn Oddział w Olecku

**Olecko - styczeń 2014**

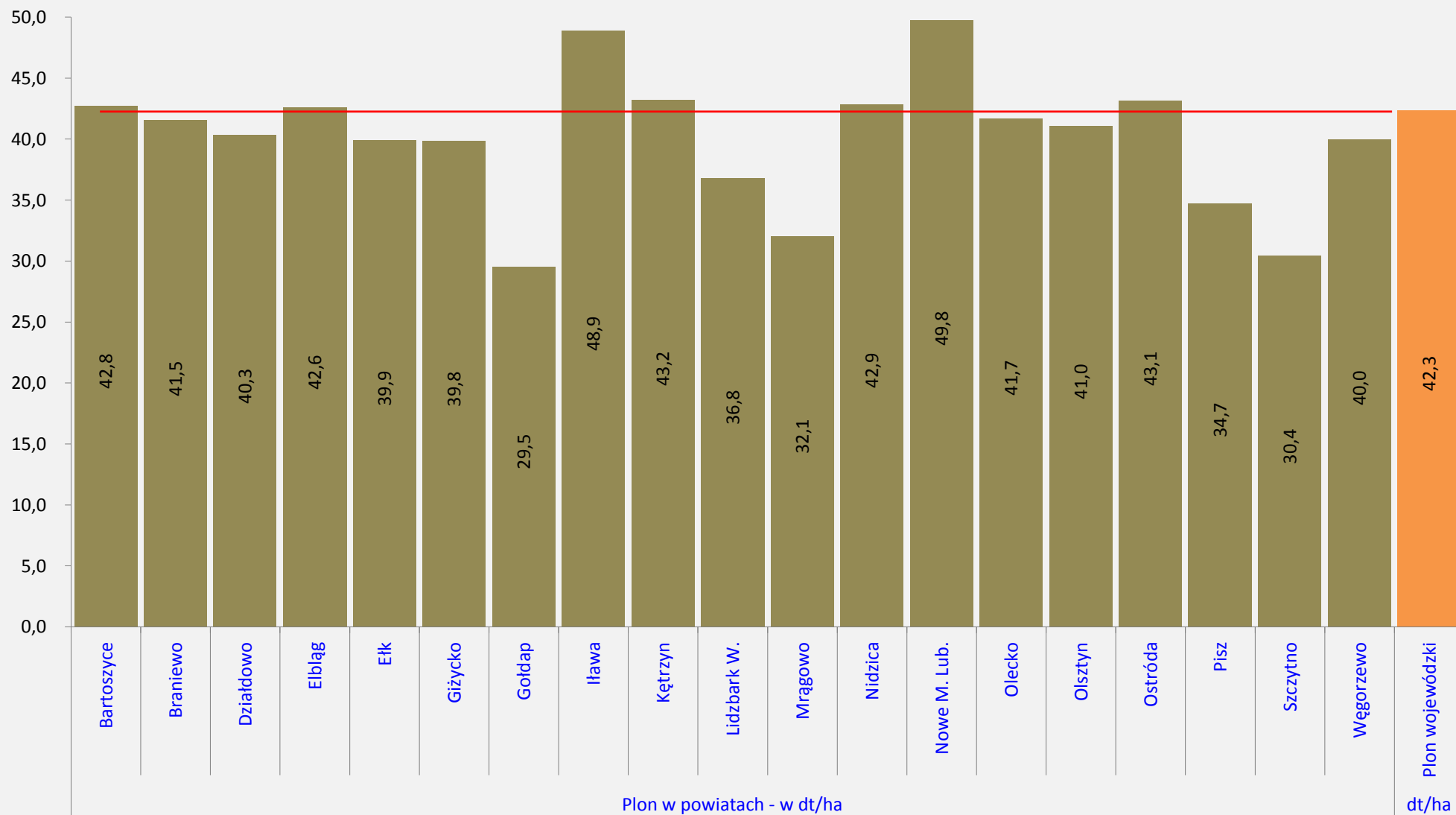
Plony głównych płodów rolnych - zbiory 2013 r. - **Żyto razem**

poziom średniej  
wojewódzkiej



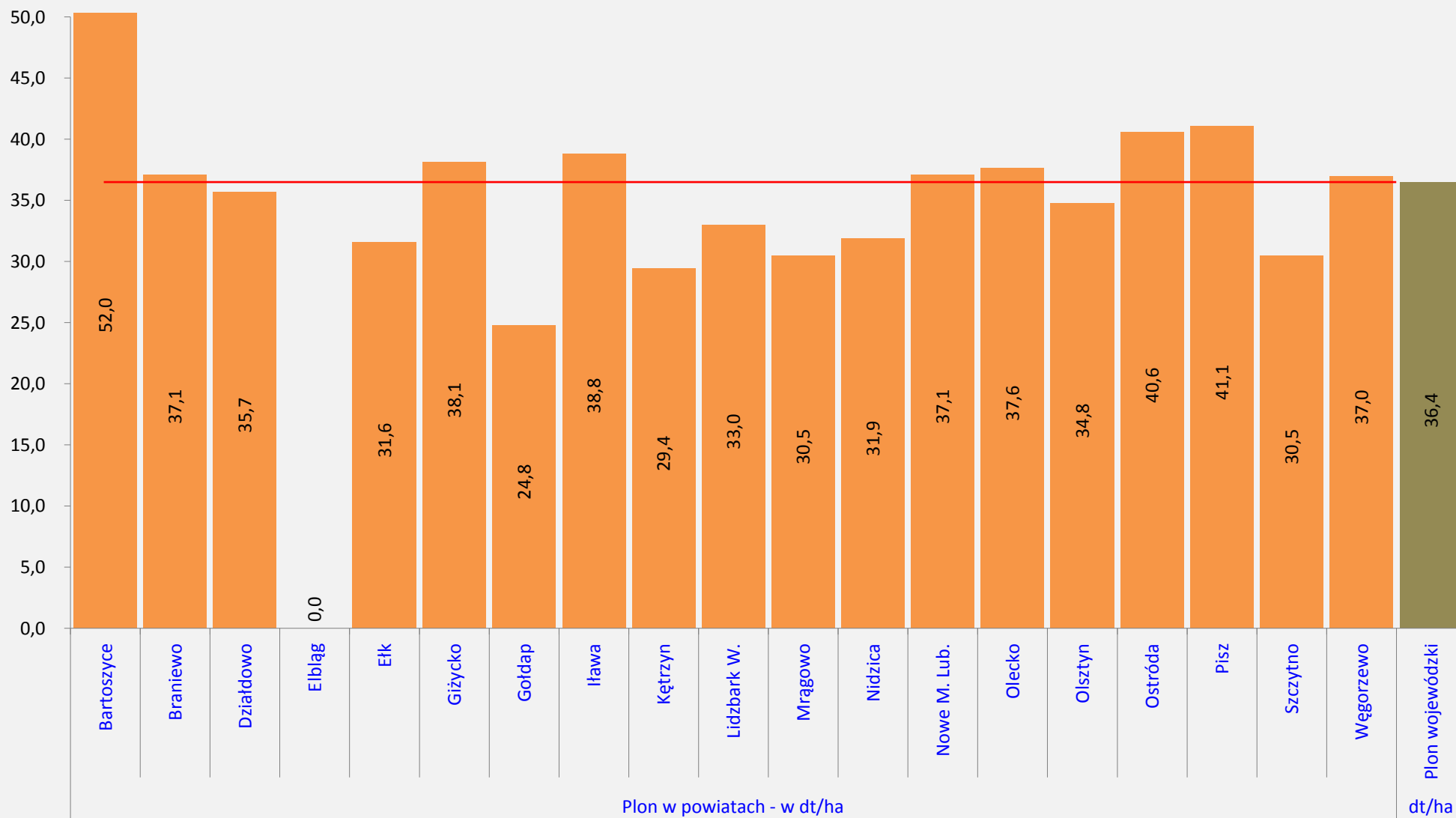
Plony głównych płodów rolnych - zbiory 2013 r. - Pszenżyto ozime

poziom średniej  
wojewódzkiej



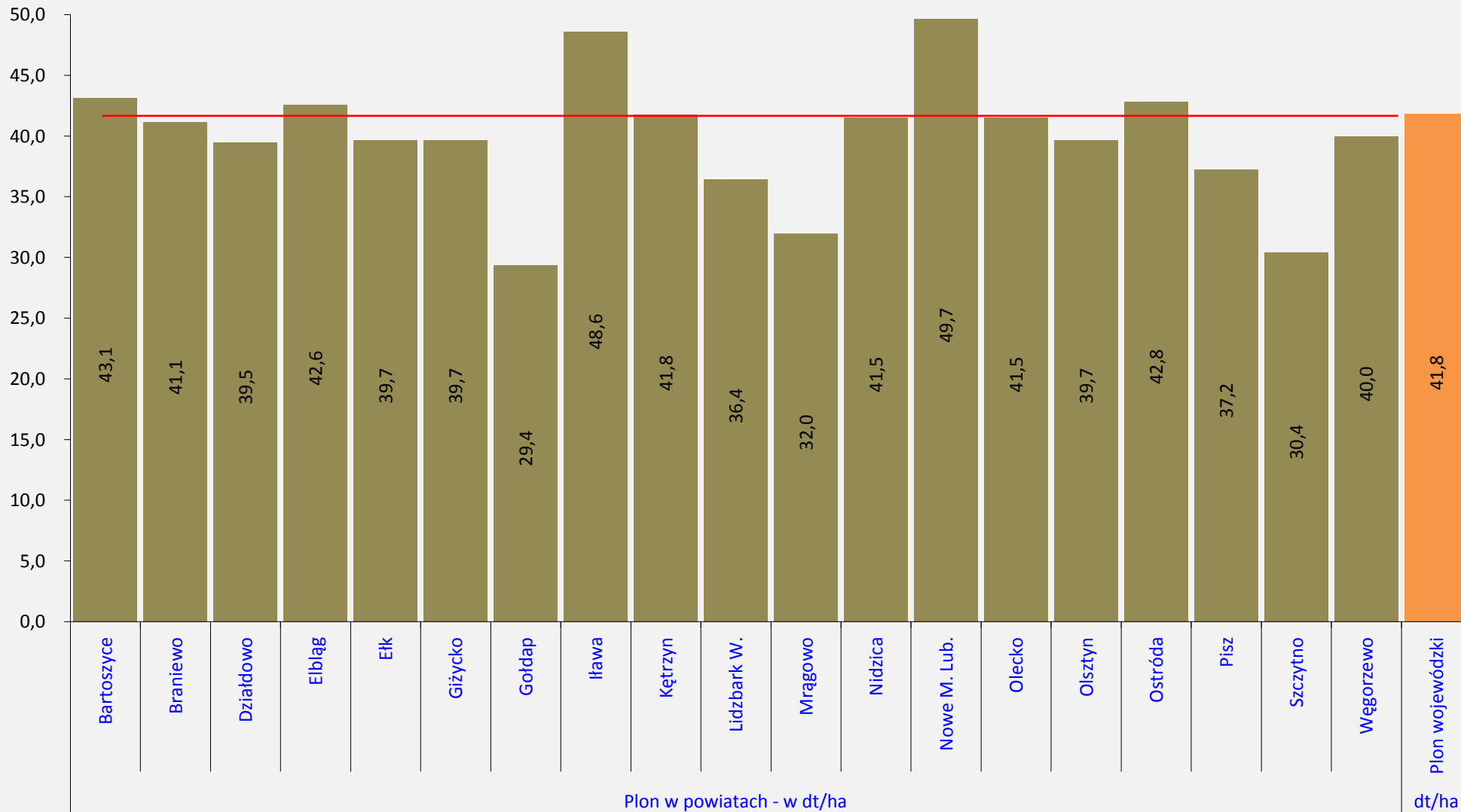
Plony głównych płodów rolnych - zbiory 2013 r. - Pszenżyto jare

poziom średniej  
wojewódzkiej



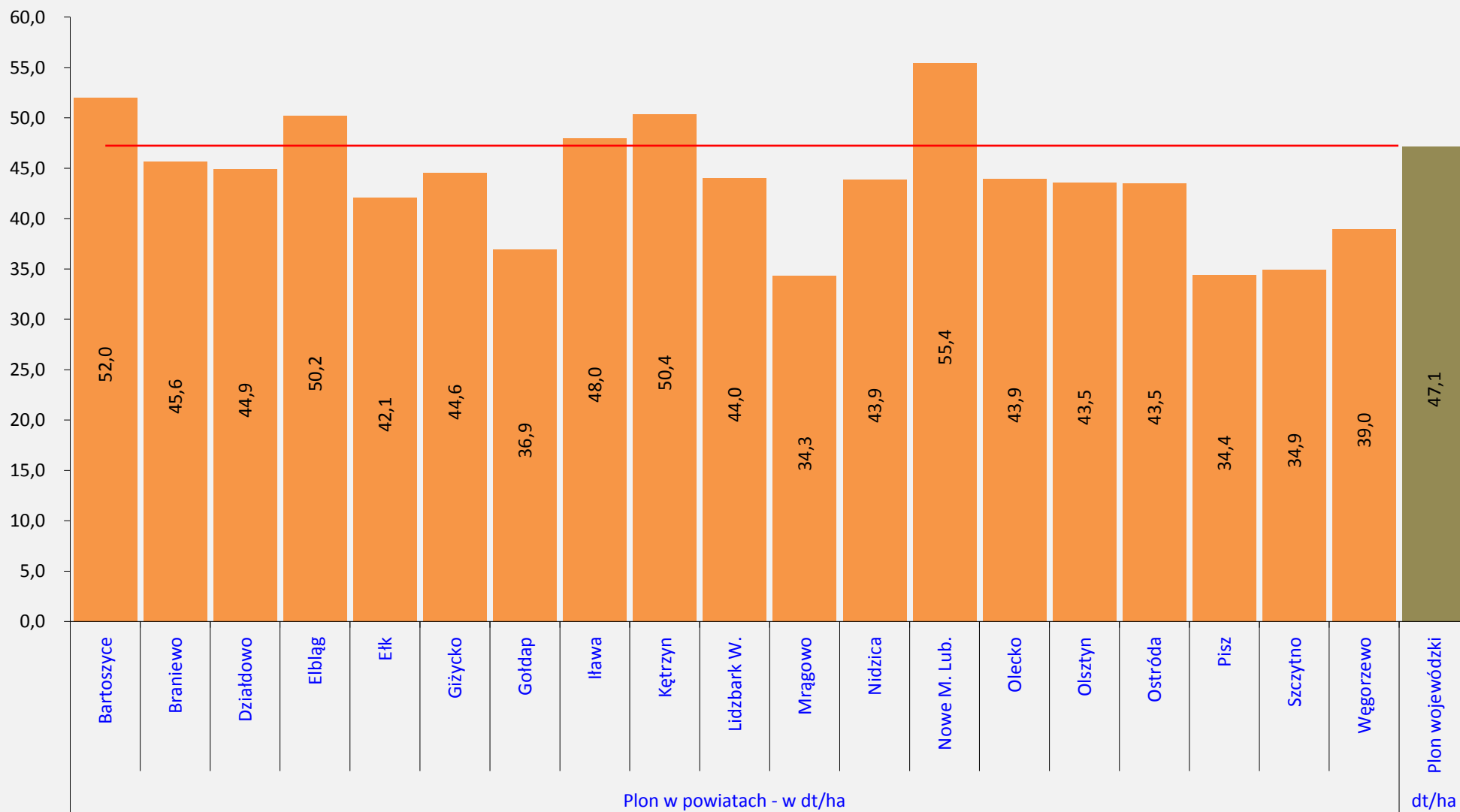
Plony głównych płodów rolnych - zbiory 2013 r. - Pszenżyto razem

poziom średniej  
wojewódzkiej



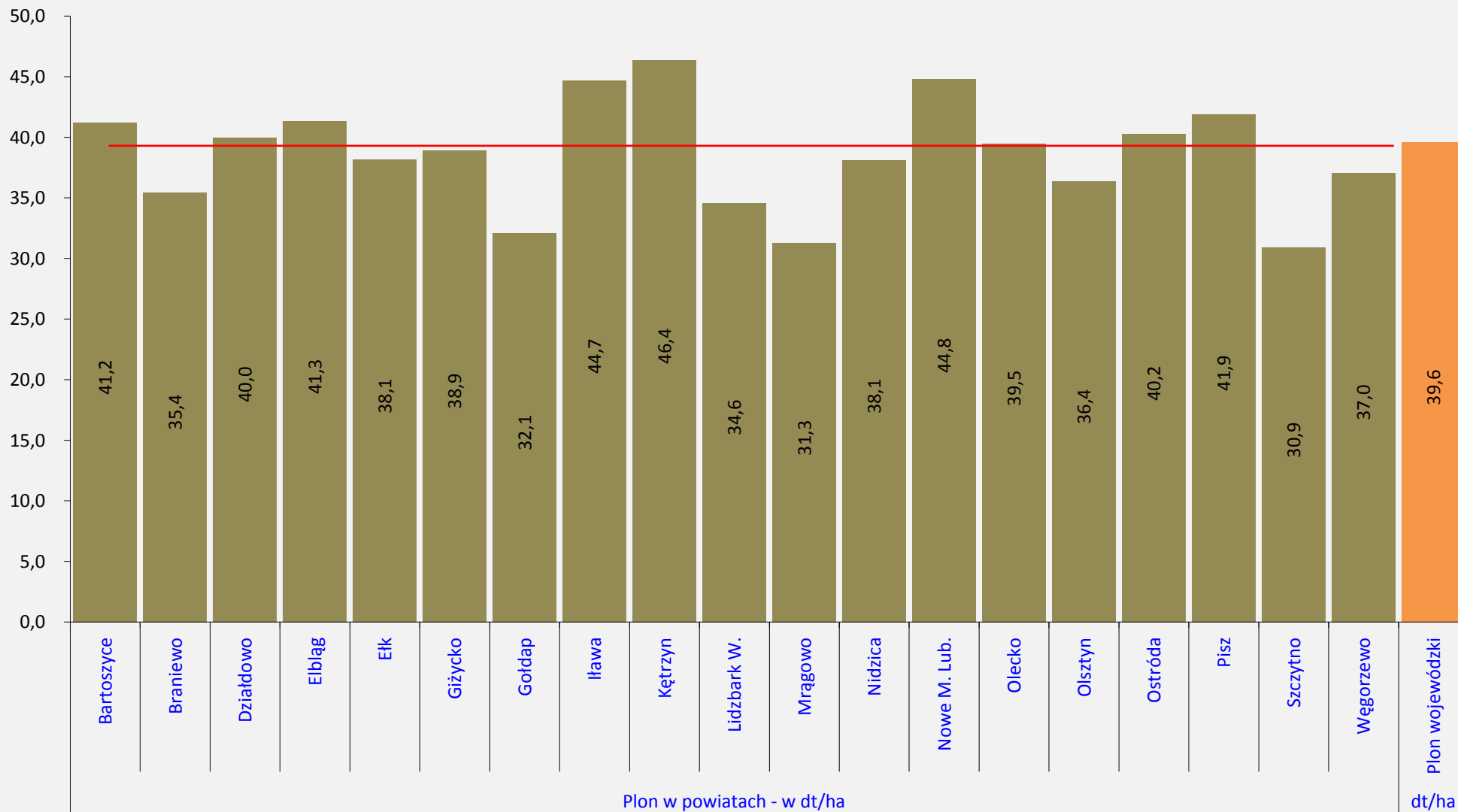
Plony głównych płodów rolnych - zbiory 2013 r. - **Pszenica ozima**

poziom średniej  
wojewódzkiej



Plony głównych płodów rolnych - zbiory 2013 r. - Pszenica jara

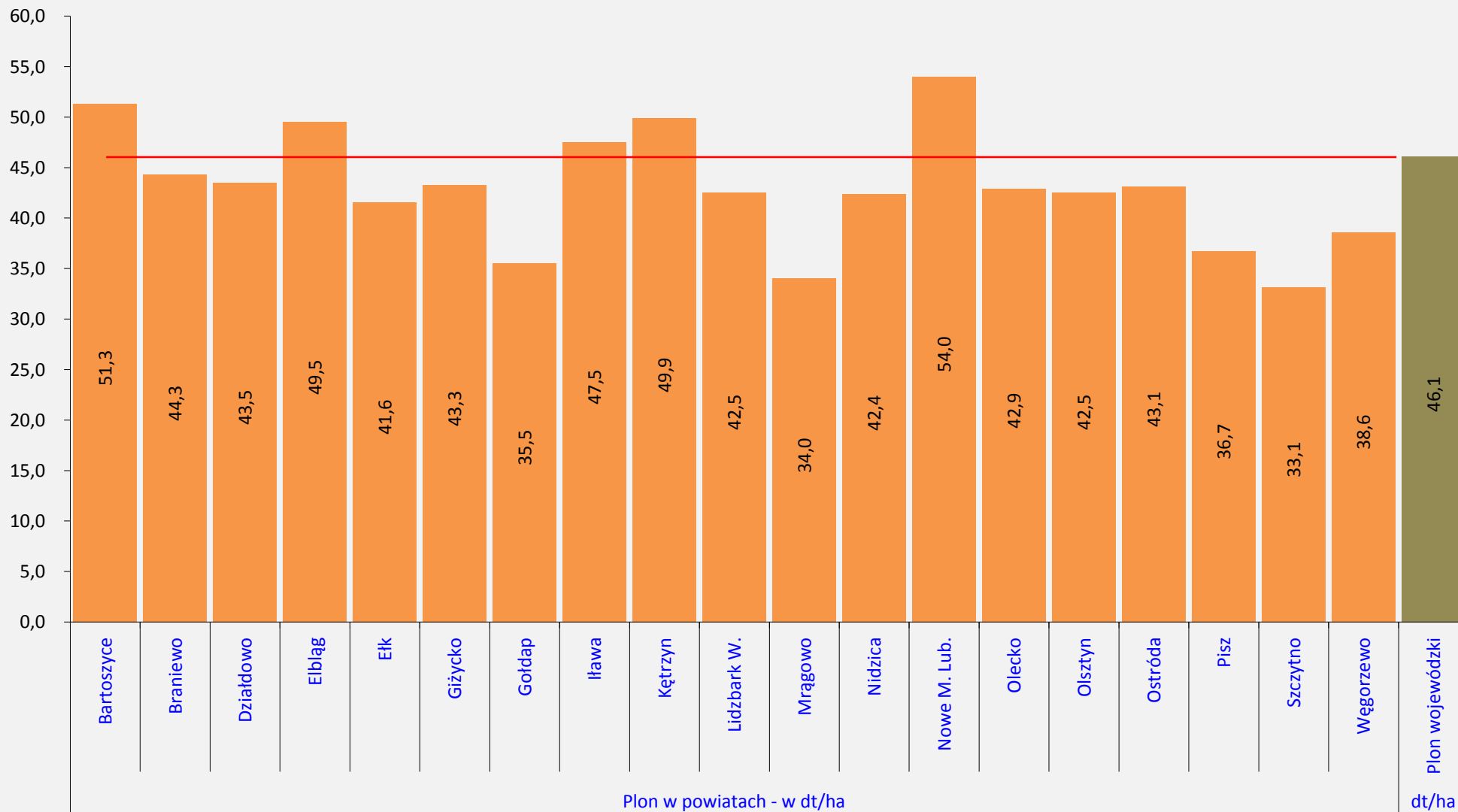
poziom średniej  
wojewódzkiej





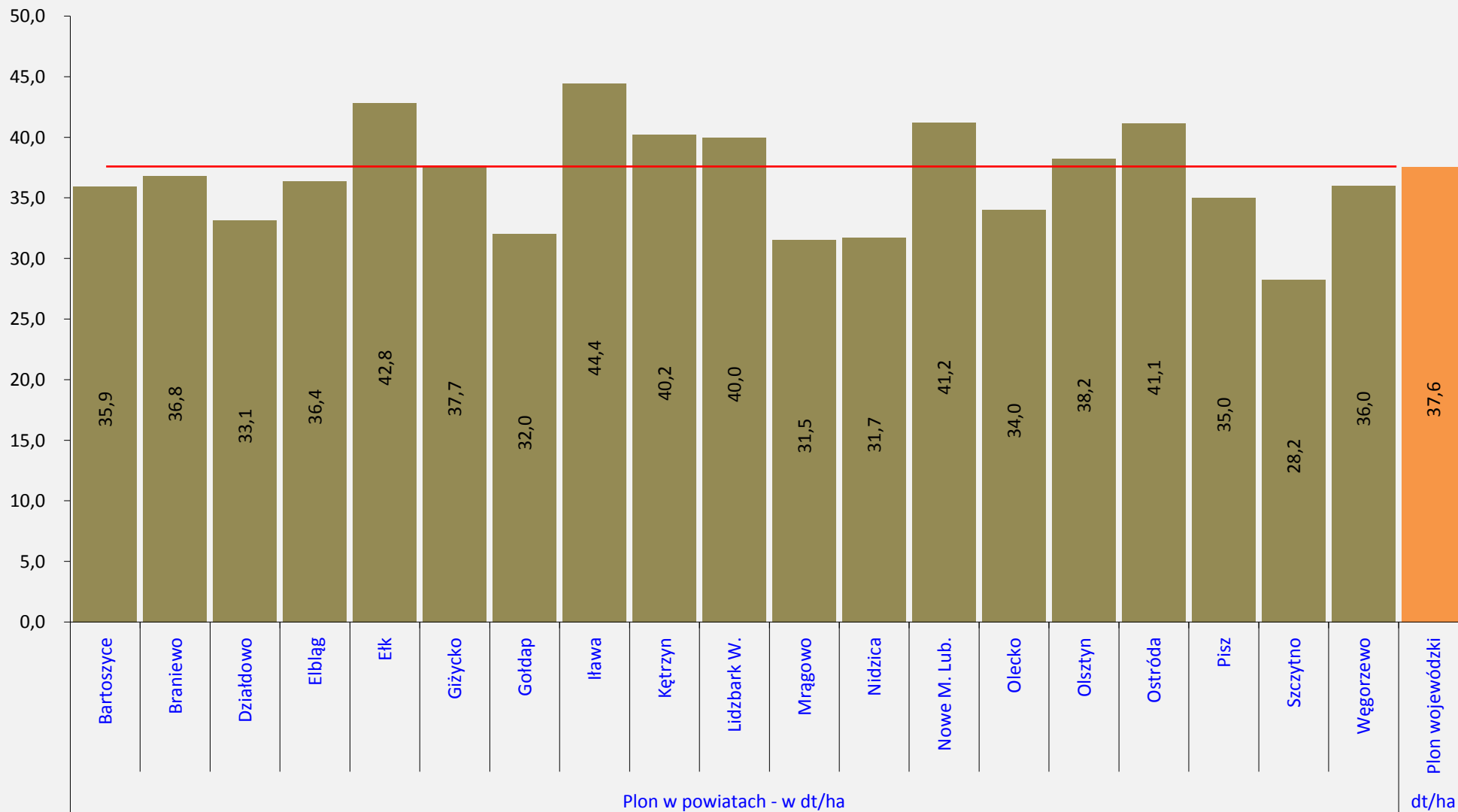
Plony głównych płodów rolnych - zbiory 2013 r. - Pszenica razem

poziom średniej  
wojewódzkiej



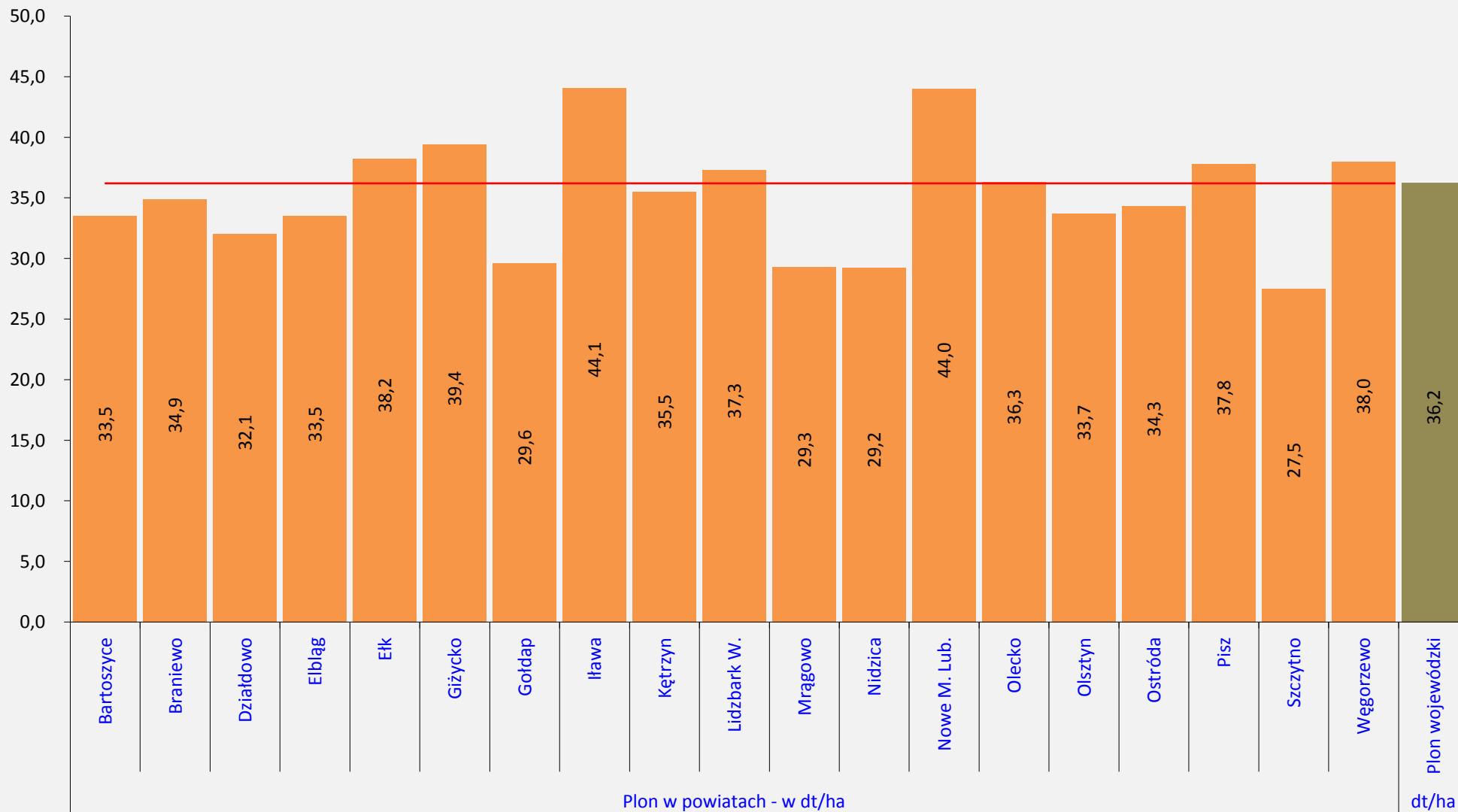
Plony głównych płodów rolnych - zbiory 2013 r. - Jęczmień ozimy

poziom średniej  
wojewódzkiej



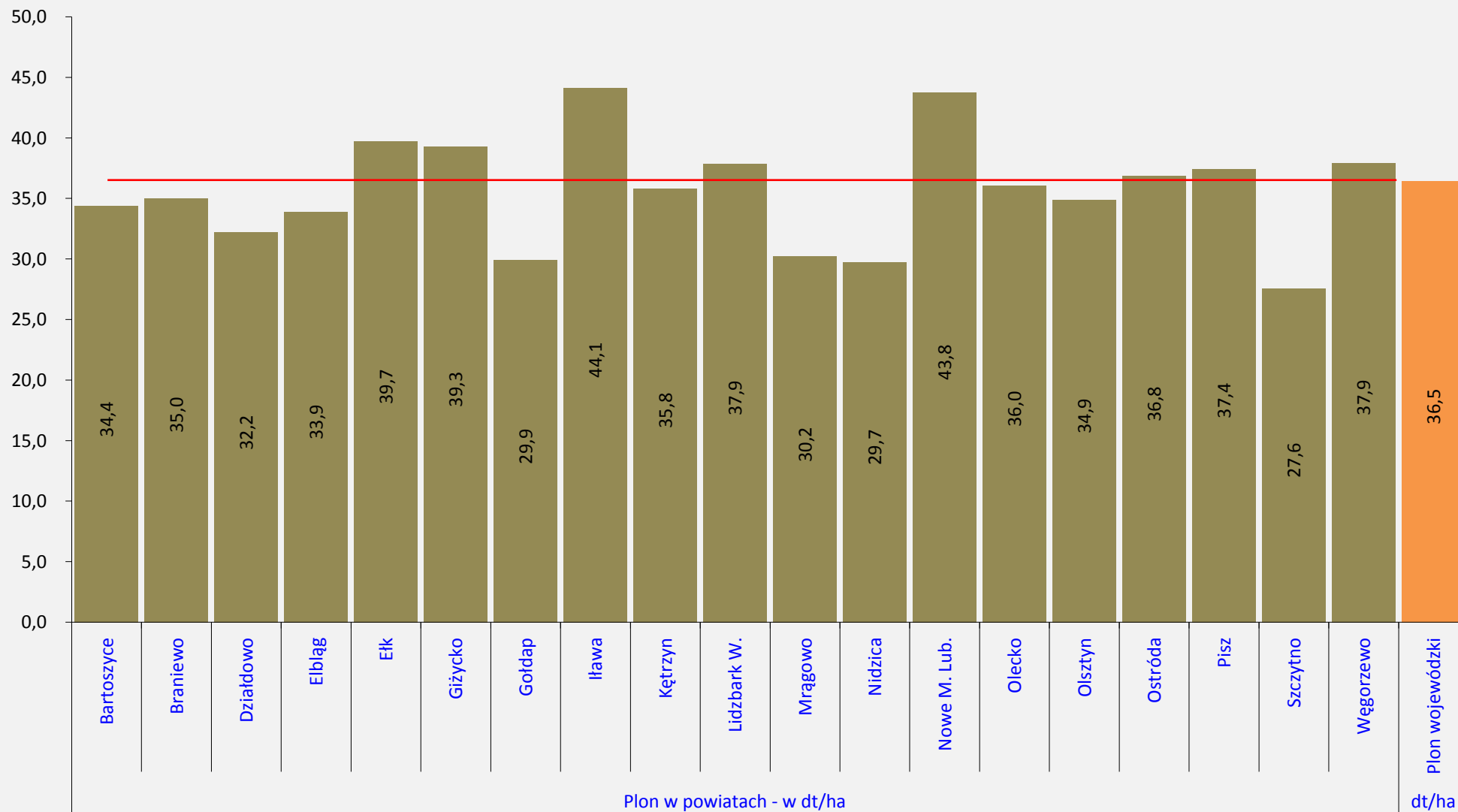
Plony głównych płodów rolnych - zbiory 2013 r. - Jęczmień jary

poziom średniej  
wojewódzkiej



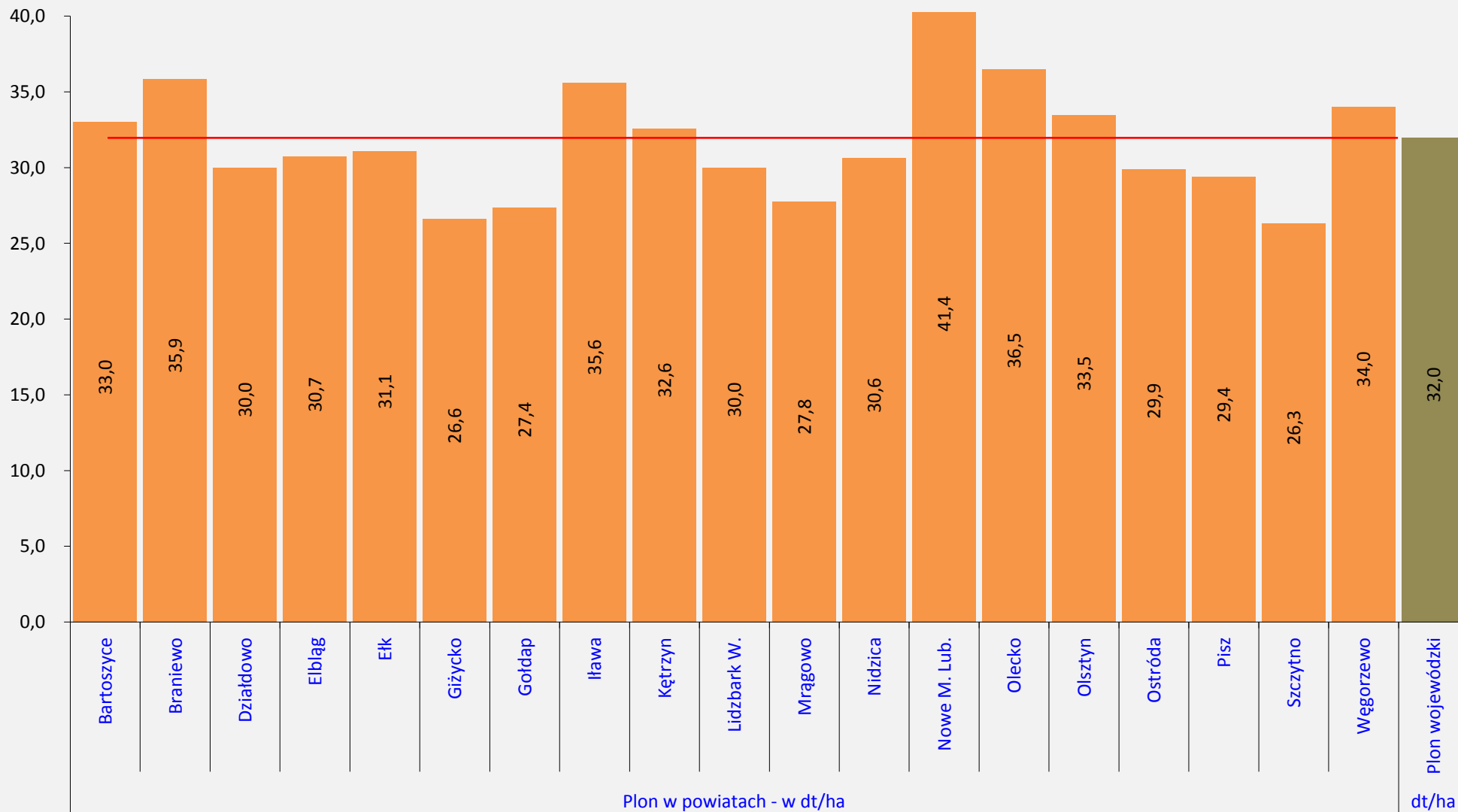
Plony głównych płodów rolnych - zbiory 2013 r. - **Jęczmień razem**

poziom średniej  
wojewódzkiej



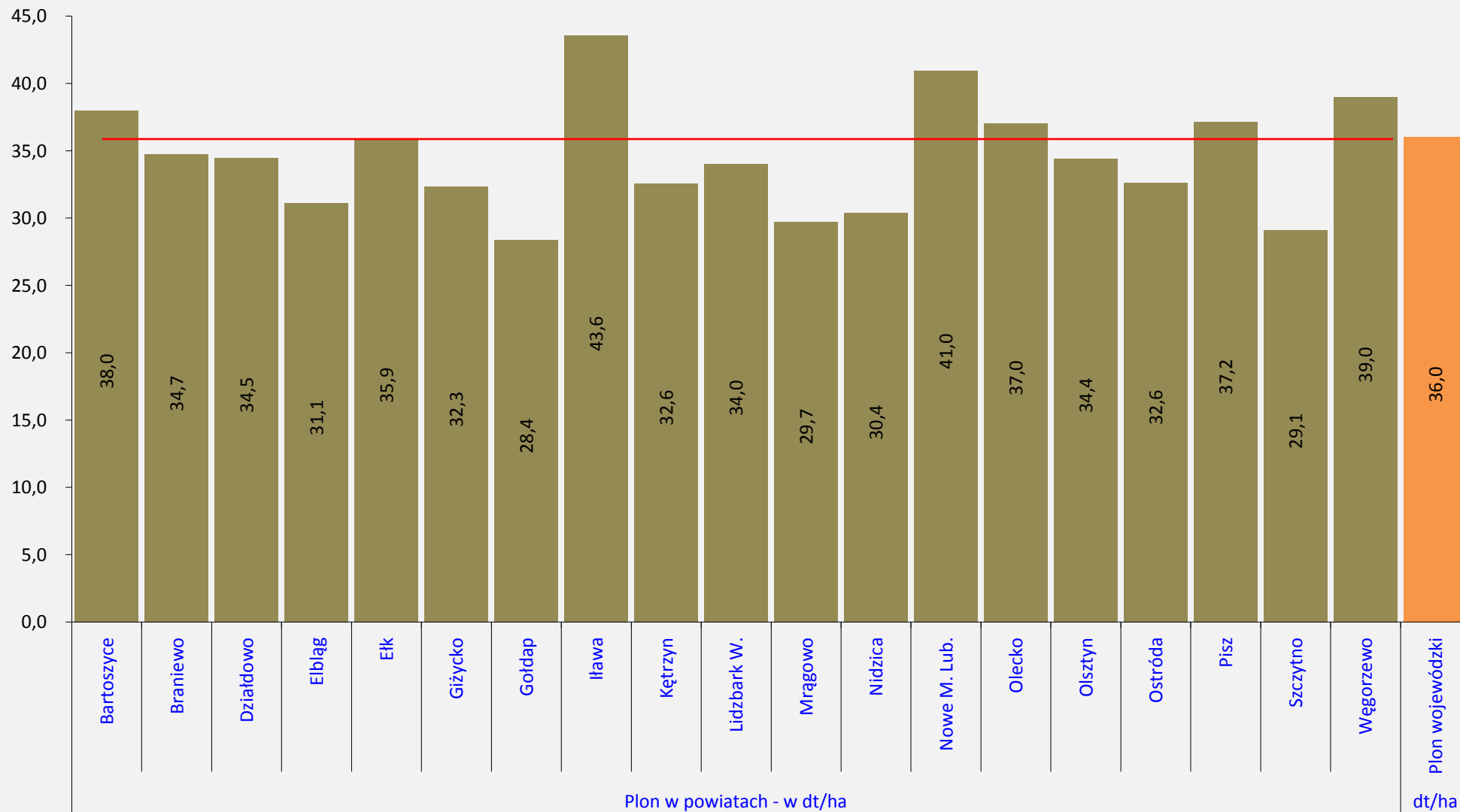
Plony głównych płodów rolnych - zbiory 2013 r. - Owies

poziom średniej  
wojewódzkiej



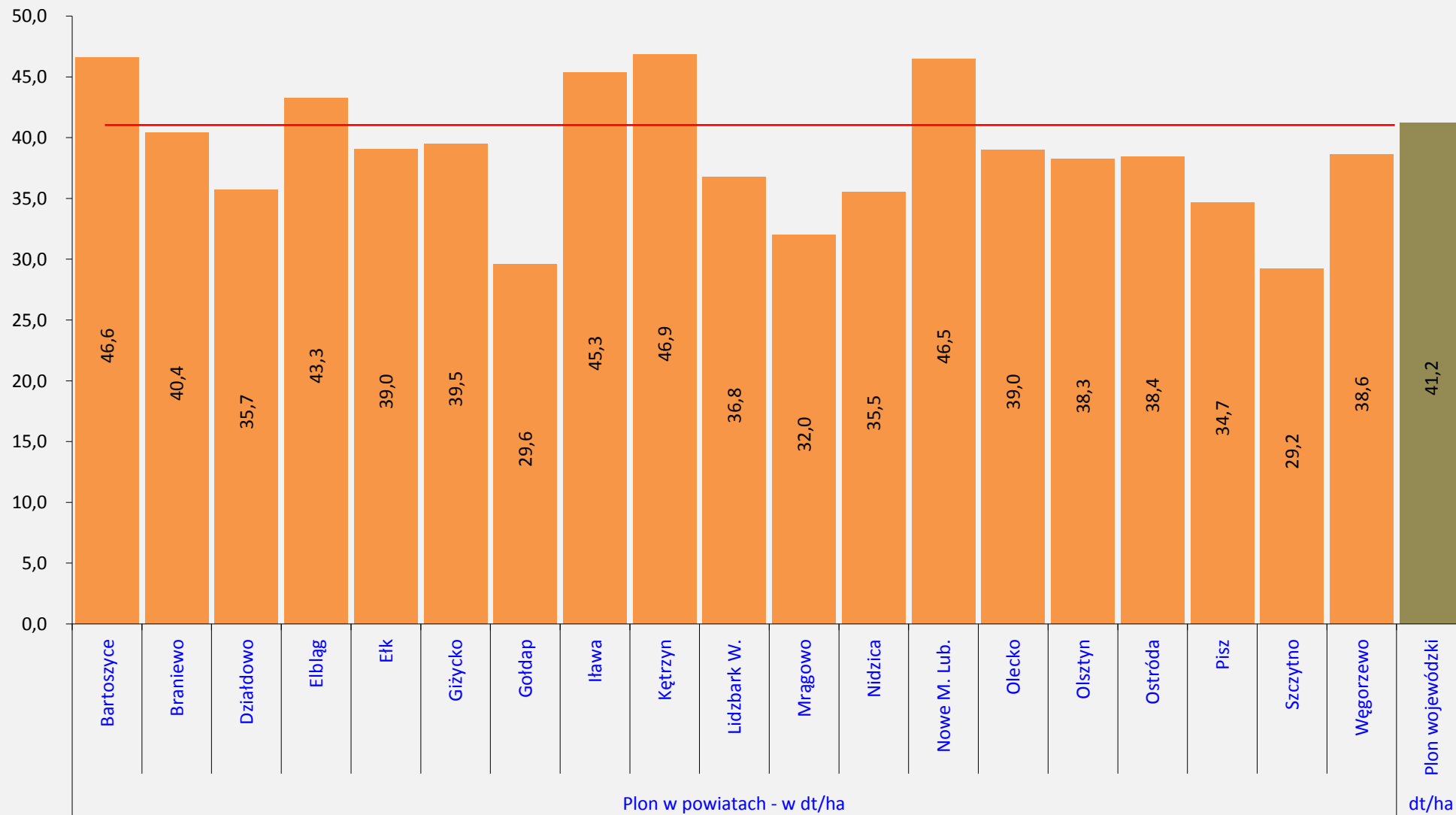
Plony głównych płodów rolnych - zbiory 2013 r. - Mieszanka zbożowa

poziom średniej  
wojewódzkiej



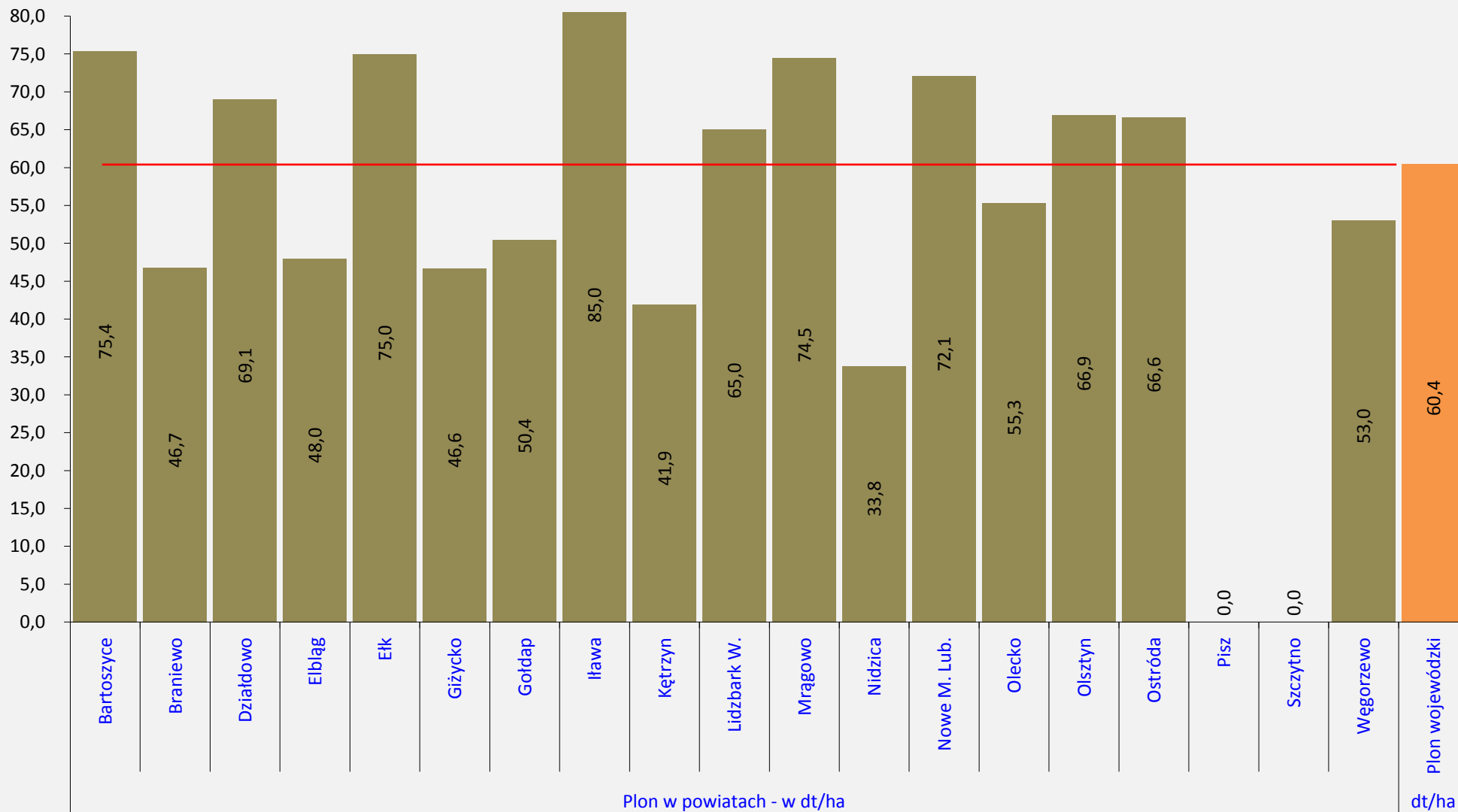
Plony głównych płodów rolnych - zbiory 2013 r. - Zboża podstawowe razem

poziom średniej  
wojewódzkiej



Plony głównych płodów rolnych - zbiory 2013 r. - Kukurydza ziarno

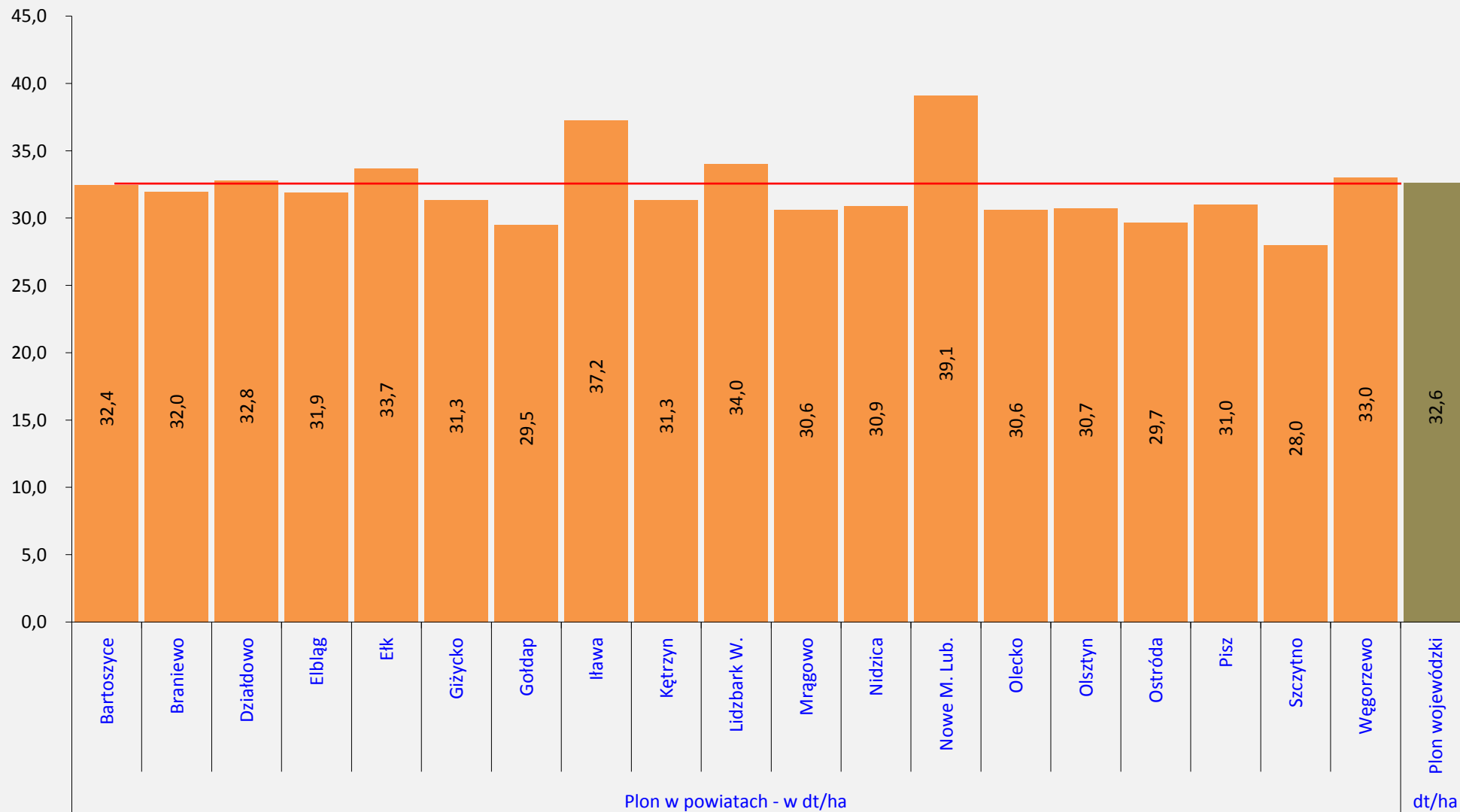
poziom średniej  
wojewódzkiej





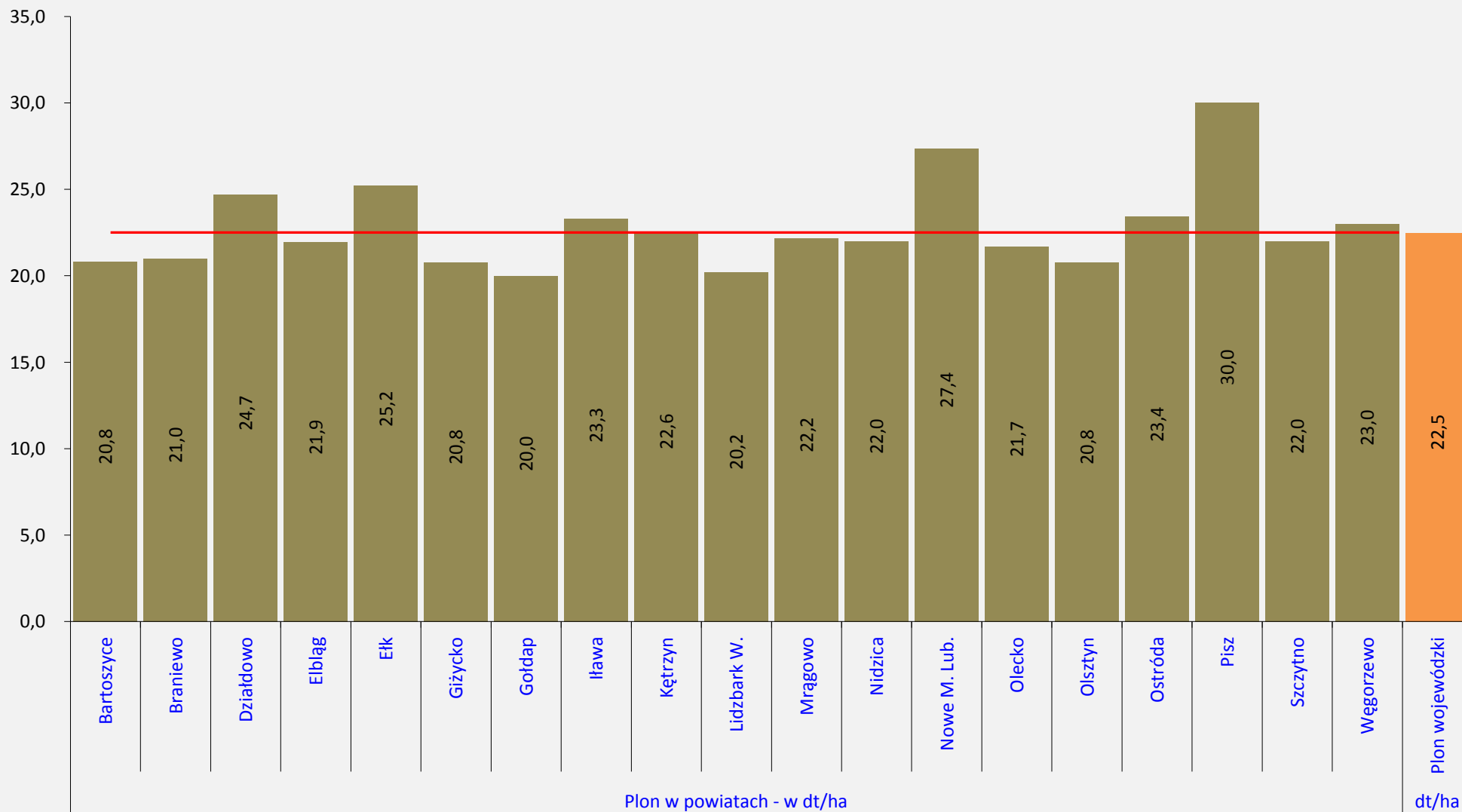
Plony głównych płodów rolnych - zbiory 2013 r. - Rzepak ozimy

poziom średniej  
wojewódzkiej



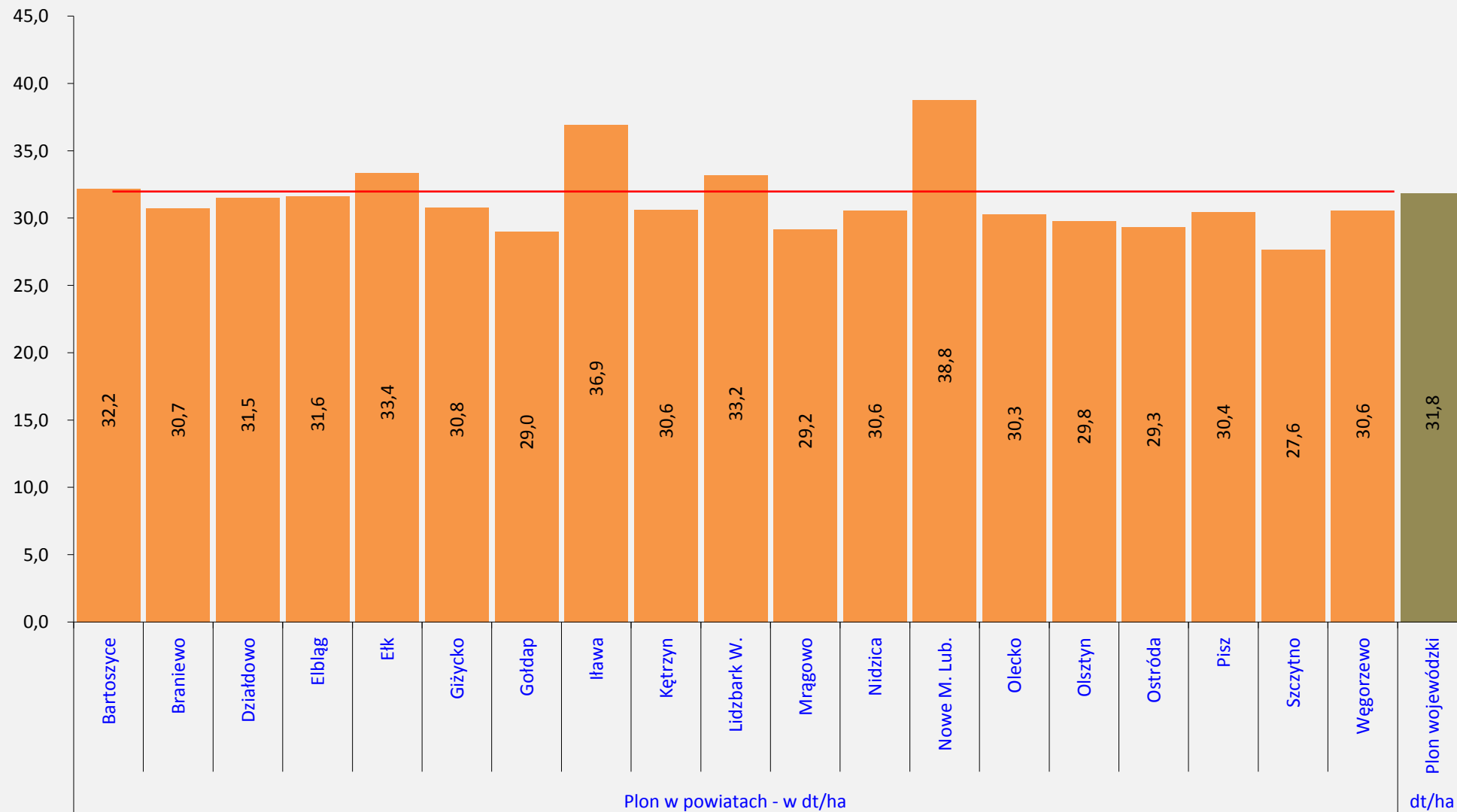
Plony głównych płodów rolnych - zbiory 2013 r. - Rzepak jary

poziom średniej  
wojewódzkiej



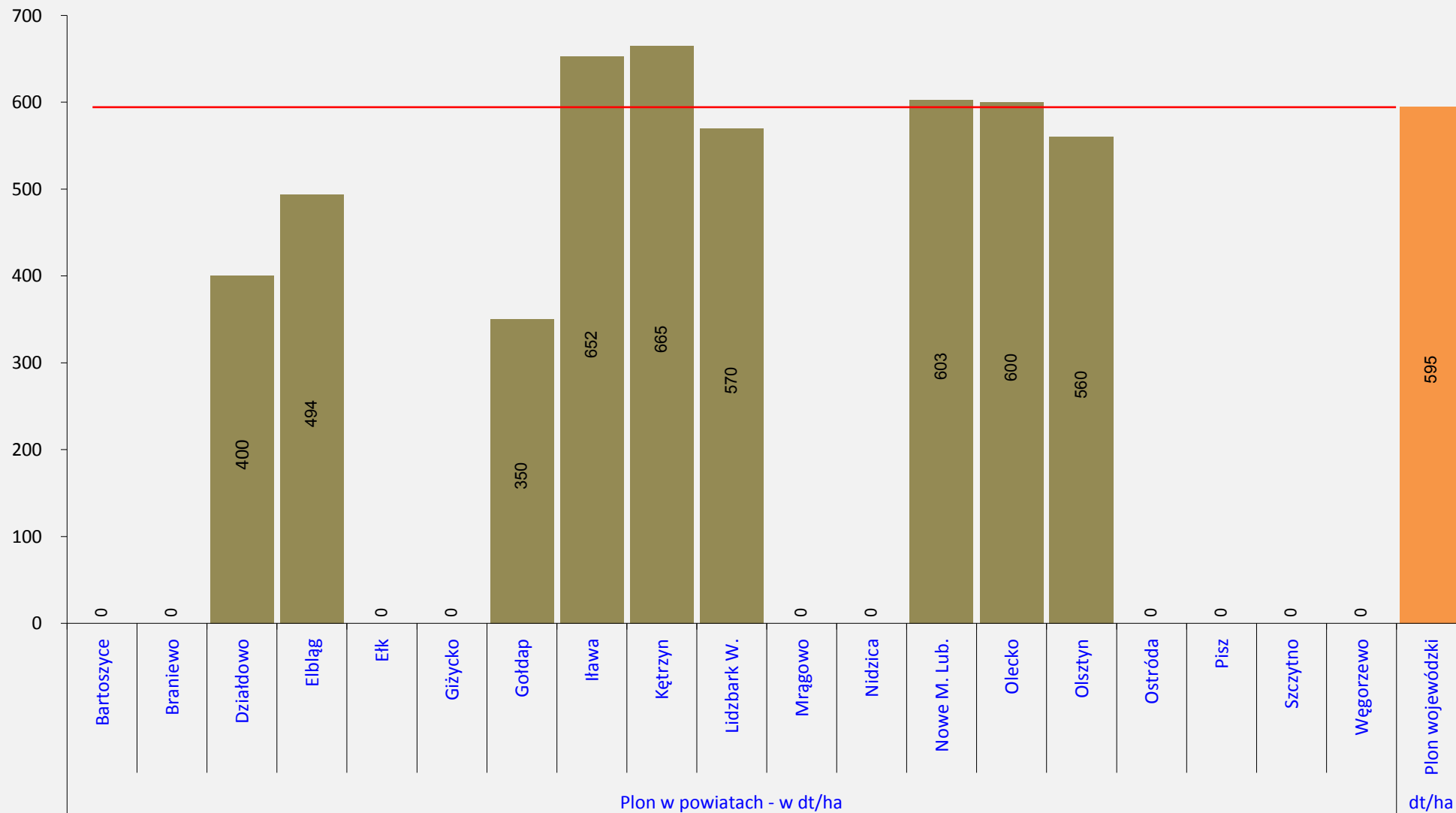
Plony głównych płodów rolnych - zbiory 2013 r. - Rzepak razem

poziom średniej  
wojewódzkiej



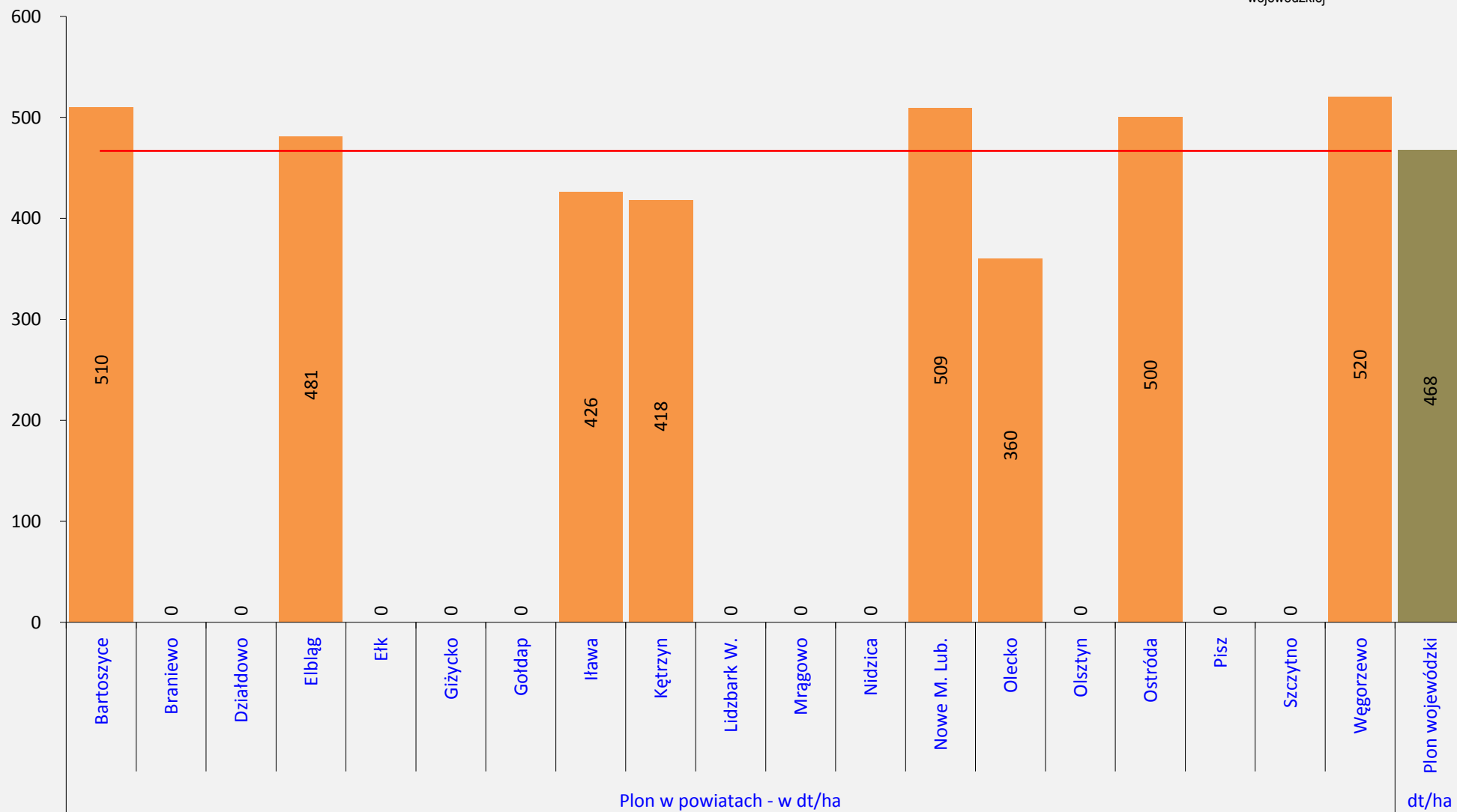
Plony głównych płodów rolnych zbiory 2013 r. - Buraki pastewne

poziom średniej  
wojewódzkiej



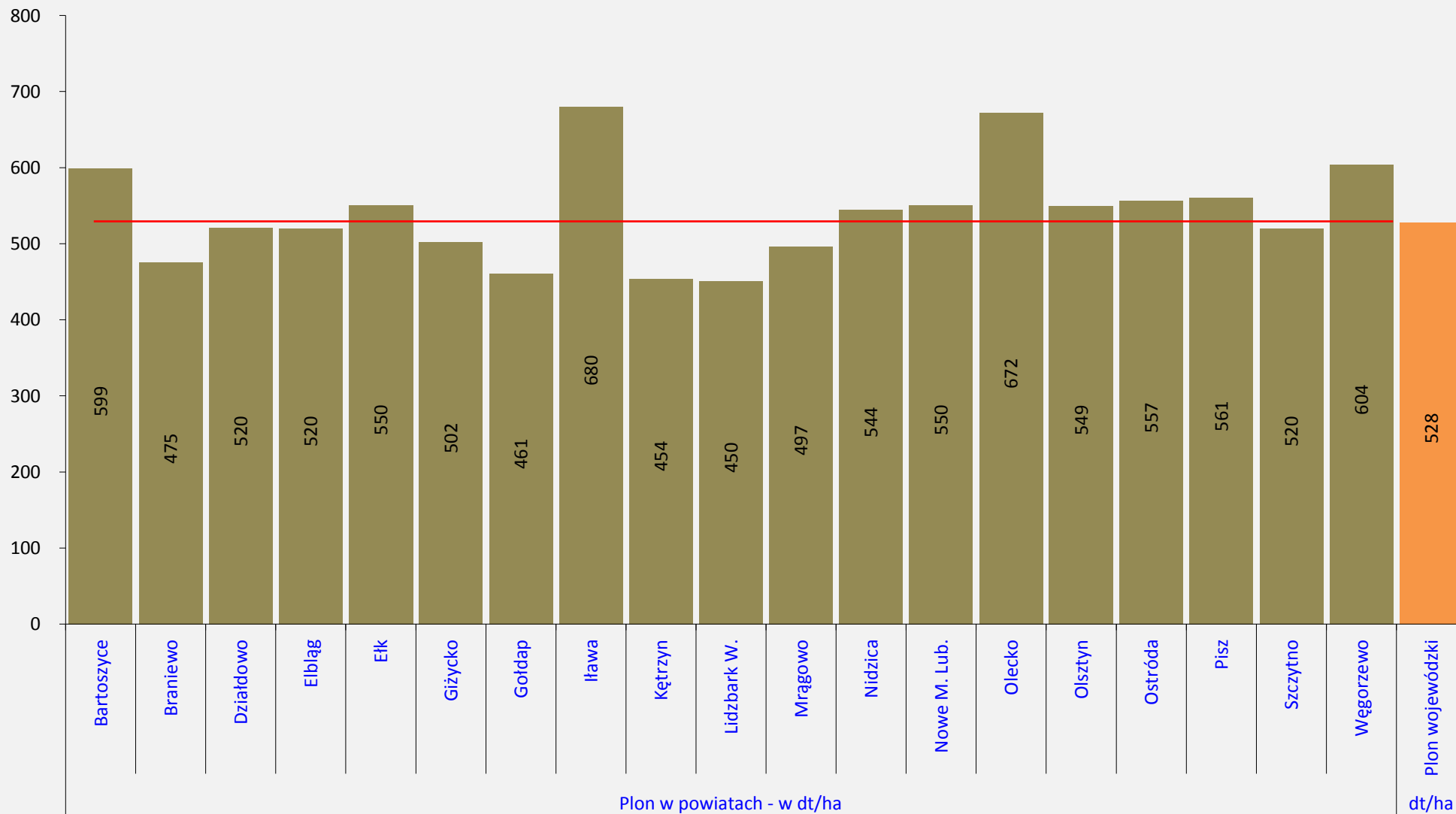
Plony głównych płodów rolnych - zbiory 2013 r. - Buraki cukrowe

poziom średniej  
wojewódzkiej



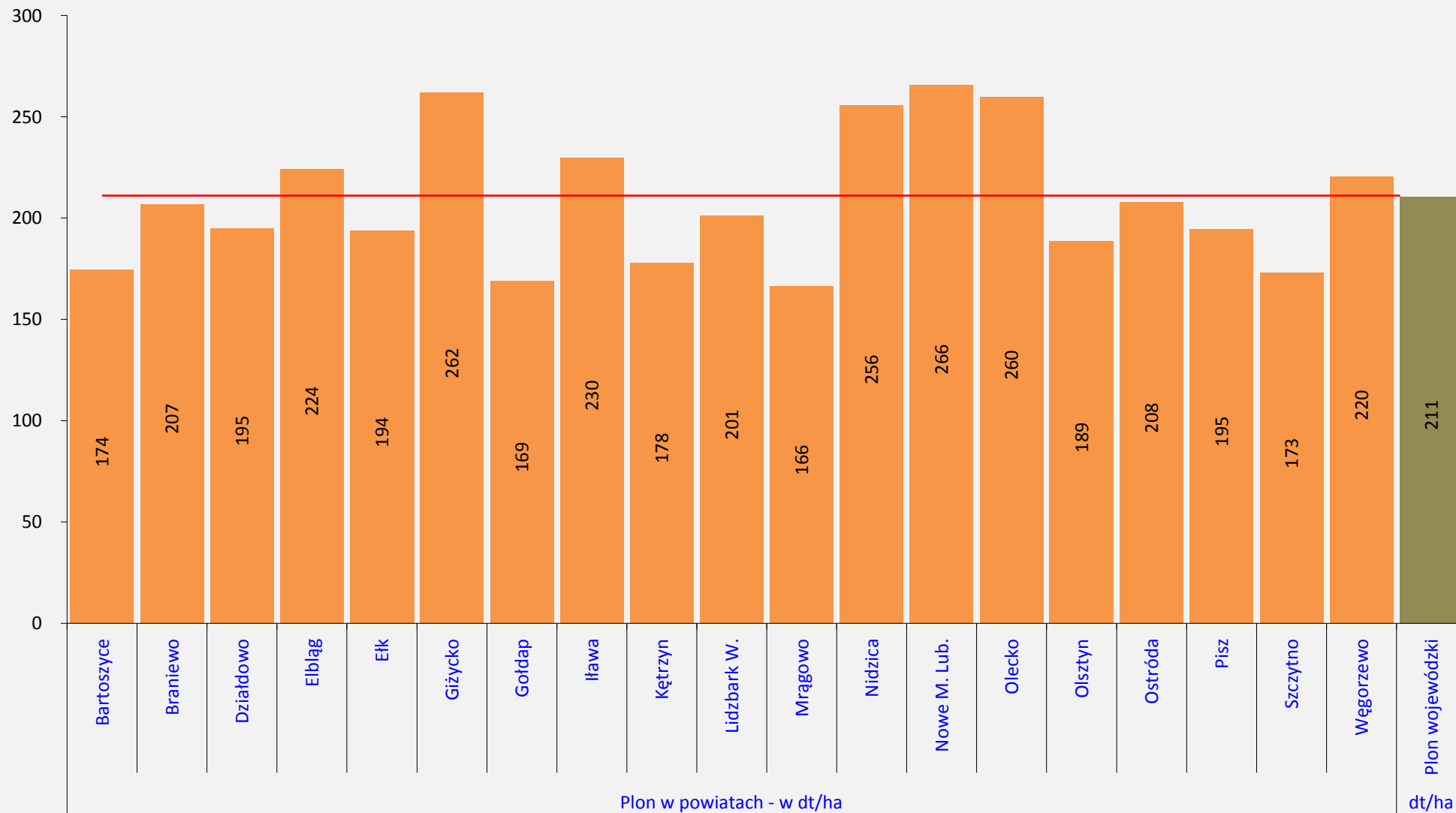
Plony głównych płodów rolnych - zbiory 2013 r. - Kukurydza zielonka

poziom średniej  
wojewódzkiej



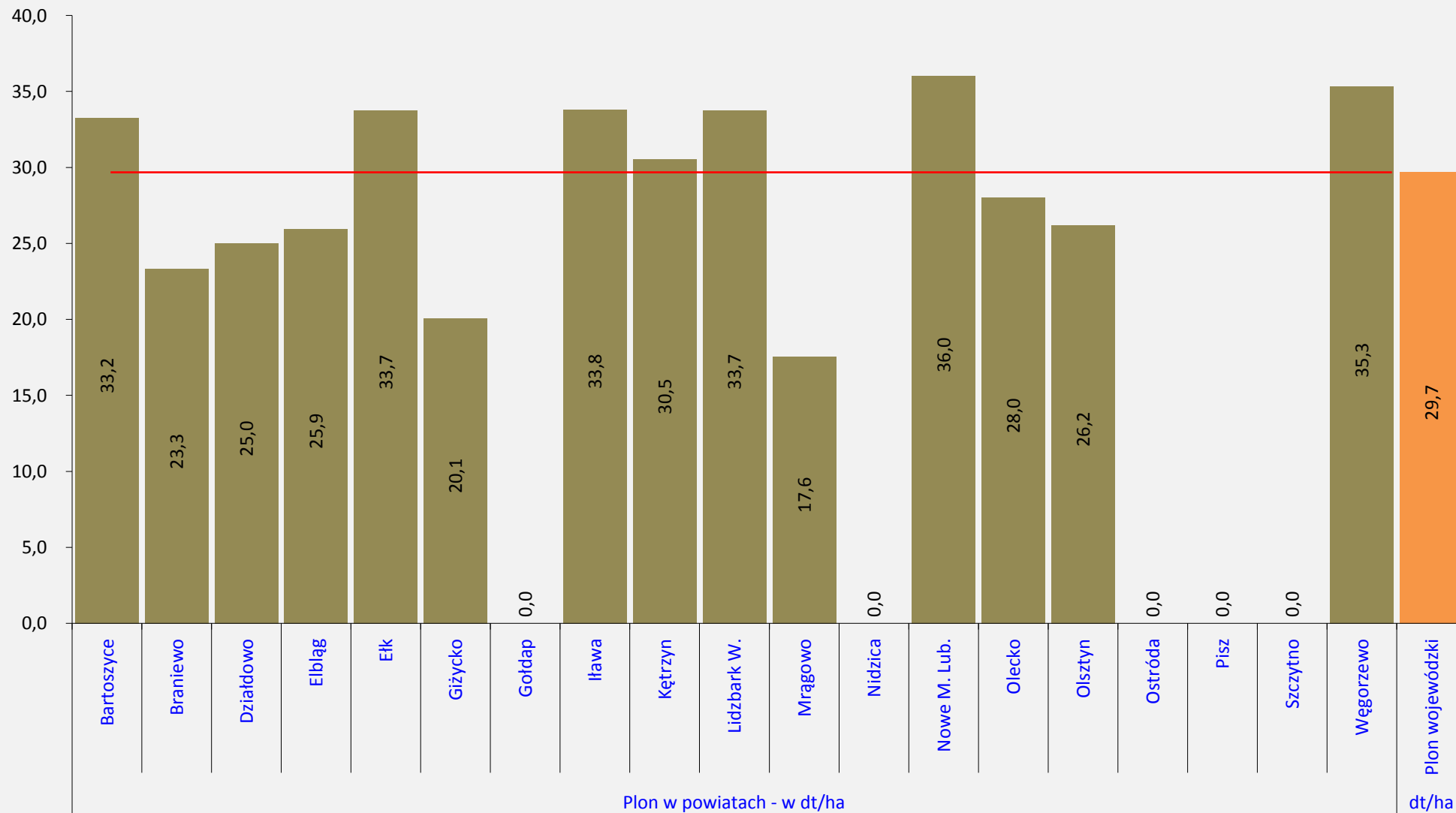
Plony głównych płodów rolnych - zbiory 2013 r. - Ziemiaki

— poziom średniej wojewódzkiej



Plony głównych płodów rolnych - zbiory 2013 r. - Bobik

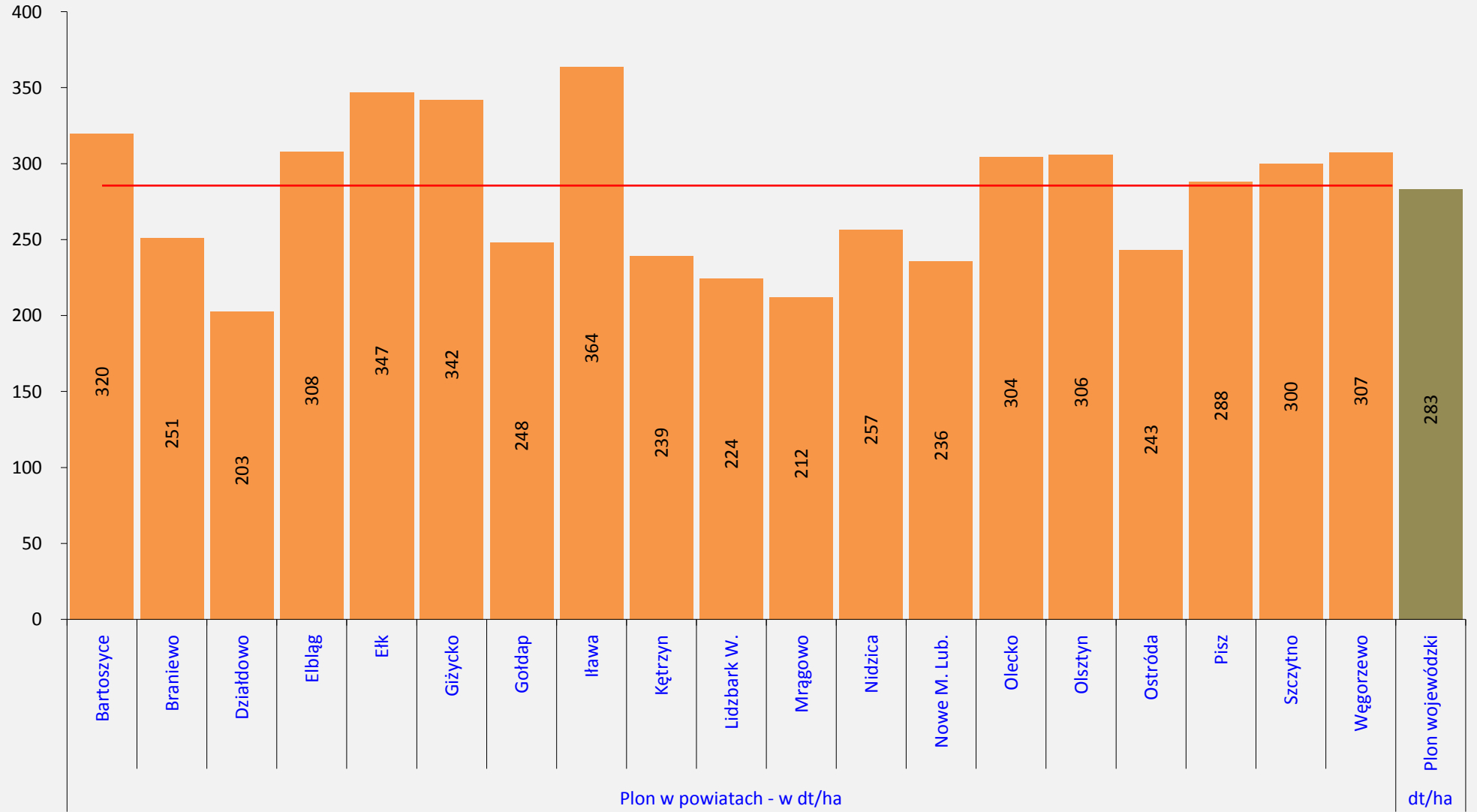
poziom średniej  
wojewódzkiej





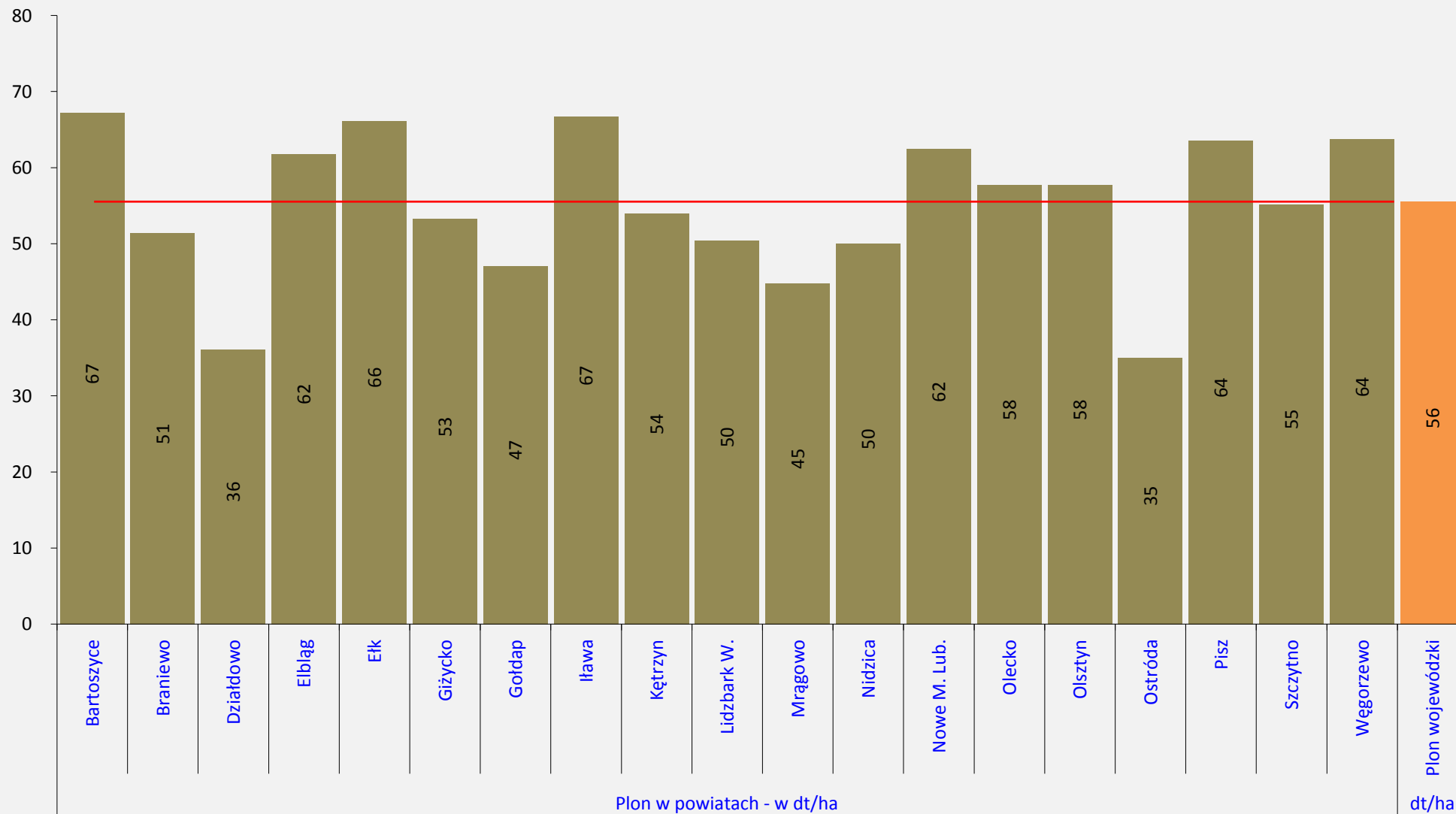
Plony głównych płodów rolnych - zbiory 2013 r. - Pastwisko zielonka

— poziom średniej wojewódzkiej



Plony głównych płodów rolnych - zbiory 2013 r. - Łąki siano

poziom średniej  
wojewódzkiej



Plony głównych płodów rolnych - zbiory 2013 r. - Użytki zielone razem zielonka

poziom średniej  
wojewódzkiej

